

Impacts of the Pandemic: 2-year & technical college focus

Dr. Kim Poast, Chief Student Success & Academic Affairs
Officer

2/5/2021

- Dr. Linda Van Doren, Vice President of Education, Leadership, Emily Griffith Technical College
- Dr. Kathryn Regjo, Vice President of Academic Affairs, Colorado Mountain College
- Dr. Russ Rothamer- Executive Vice President, Aims Community College
- Dr. Landon Pirijs- Vice Chancellor for Academic and Student Affairs, Colorado Community College System
- Carl Einhaus, Senior Director of Student Success & P20 Alignment, CDHE

Emily Griffith Technical College

CCHE Presentation February 5, 2021: COVID Impacts



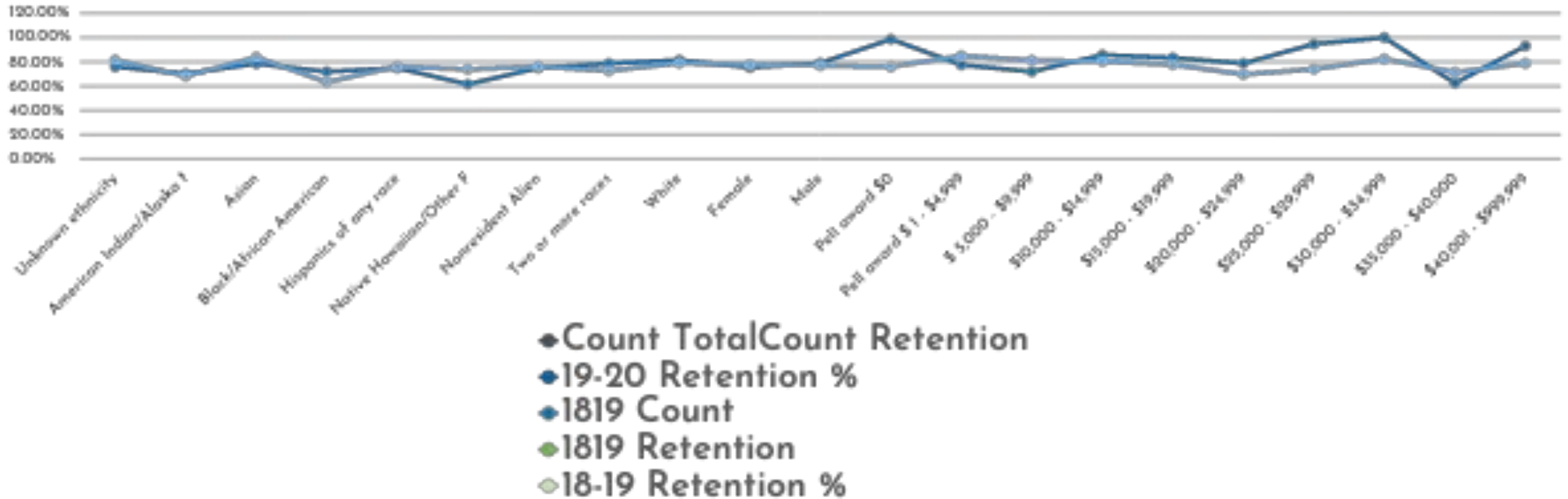
**EMILY
GRIFFITH**
TECHNICAL COLLEGE

About Emily Griffith

- Denver Public Schools (State's largest School District)
- 105 year mission
- Colorado's largest provider of Registered Apprenticeship Programs
- 28 industry recognized Career and Technical Education Programs approved by the Colorado Community College System
- Designated Hispanic Serving Institution
- Adult Education provider for ESL & GED
- 3 campuses
- 0 student loans



Retention Rates 2018-19 vs 2019-20



18-19:
6308

19-20:
6230

Retention Rates by Population

Population	2018-2019 Retention	2019-2020 Retention
American Indian/Alaska Native	68.25%	70.27%
Black/African American	63.25%	71.93%
Hispanic of any race	76.18%	74.92%
Native Hawaiian/Other Pacific Islander	73.91%	61.54%
White	79%	81.45%
Male	77%	79%
Female	77.72%	75.41%
Pell recipients	74.34%	88.07%
Total Enrollment	6308	6230

Program Waitlists: 2020-2021

Waitlists by Program

Automotive Collision	24	Automotive Services	37
Barbering	80	Cosmetology	51
Dental Assisting	10	Esthetician	73
GED	At Capacity	Medical Assisting	7
Nurse Assisting	16	Phlebotomy	39
Video Production	10	Welding	29

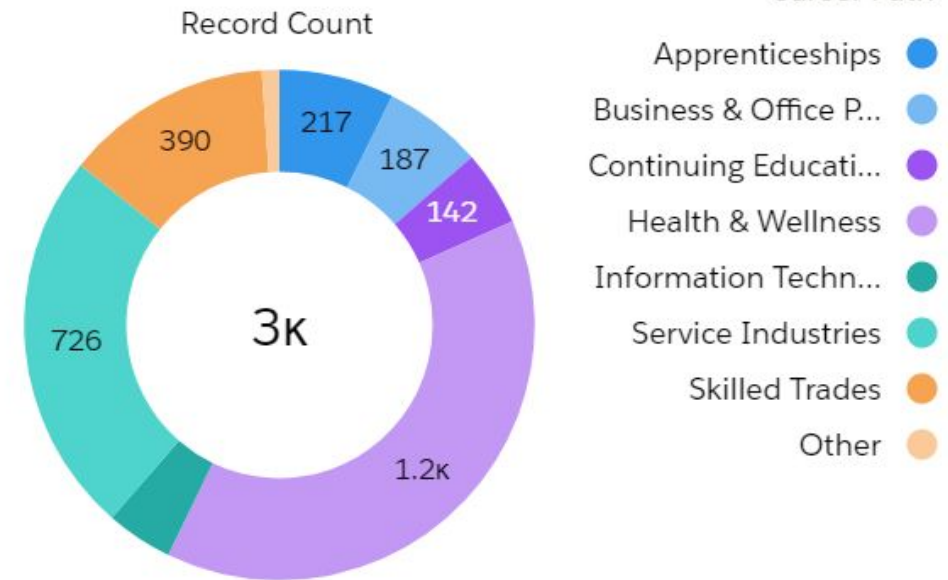
Future Enrollments: Increase Capacity

Applications received in the last 7 days



[View Report \(Applications received in the last 7 days\)](#)

Applications In Review



[View Report \(Applications in Review\)](#)

Lessons Learned: What We'll Keep

- Hybrid, hyflex, blended, online instruction for increased accessibility, program growth, and capacity building
- Continued shift to competency-based learning and assessment
- Robust wraparound support where and when students need
- Accelerated programs aligned with industry needs to jumpstart the economy and bring businesses back

Questions?



EMILY
GRIFFITH
TECHNICAL COLLEGE

THANK YOU.

1860 Lincoln St. | Denver, CO 80203 | 720-423-4700

Linda Van Doren, Ed.D.

Vice President of Education

linda.vandoren@emilygriffith.edu

Emily Griffith Technical College

Current through all laws passed during the 2020 Legislative Session

[CO - Colorado Revised Statutes Annotated](#) > [TITLE 23. POSTSECONDARY EDUCATION](#) > [COMMUNITY COLLEGES AND OCCUPATIONAL EDUCATION](#) > [ARTICLE 60. COMMUNITY COLLEGES AND OCCUPATIONAL EDUCATION](#) > [PART 1. GENERAL PROVISIONS - STATE BOARD](#)

23-60-103. Definitions

As used in this **article 60**, unless the context otherwise requires:

(1) "Area technical college" means a school offering approved postsecondary vocational programs for credit, operated by a local school district or by a board of cooperative services, and designated by the general assembly as an area technical college in conformity with standards established by the state board for community colleges and occupational education. Tuition rates and fees charged any person not enrolled in a secondary school curriculum must be uniform for any group classification. For the purposes of this **article 60**, the following schools are area technical colleges: The Emily Griffith technical college, the technical college of the Rockies, and the Pickens technical college.

EDUCATING AND ENGAGING DURING A PANDEMIC

What we've learned and where we'll go

COLORADO MOUNTAIN COLLEGE

A S N A P S H O T



COLORADO
MOUNTAIN COLLEGE

- **Enrollment:** approximately 15,000
- **Tuition Classification:** 81% In-district & Service Area (local); 12% In-state; 7% Non-resident
- **Student Ages:** 61% Under 24, 39% 25 and above
- **Demographics:** 27% Latino, 64% First Generation College

Most Popular Programs/Degrees Awarded:

- AA, AS
- Emergency Medical Technician
Nurse Aide
- Early Childhood Teacher, Nursing (RN)
- Law Enforcement

Bachelor's Degrees:

- Business Administration,
- Education,
- Leadership & Management
- Sustainability Studies
- Nursing

- ☆ Residential Campuses
- ★ Community Campuses
- Geographic Footprint
- District



CMC's Footprint Includes

- 11 campus locations
- 12,000 square miles
- 9 counties (and 8 mountain passes)
- 18 ski resorts
- 24 14,000-ft peaks
- 15 wilderness areas

ENROLLMENT AND STUDENT PERFORMANCE

- **Summer 2020**

- 60% increase in FTE from Summer 2019
- 1% decrease in Pass Rates
- Largest number of students ever to matriculate from Summer to Fall

- **Fall 2020**

- 11% decrease in FTE from fall 2019
- 2% decrease in Pass Rates

- **Spring 2021 (so far)**

- 8% increase in FTE
- Upward trend in fall to spring persistence rate (2020 = 65% and 66% in 2021)

ENROLLMENT AND STUDENT PERFORMANCE

20/SP-20/FA persistence		20/SU-20/FA persistence		20/FA-21/SP Persistence	
Ethnicity	Rate	Ethnicity	Rate	Ethnicity	Rate
White	41.30%	White	52.00%	White	65.90%
Hispanic/Latino	51.00%	Hispanic/Latino	61.30%	Hispanic/Latino	67.50%
Overall	43.10%	Overall	55.00%	Overall	66.50%
Gender	Rate	Gender	Rate	Gender	Rate
M	41.90%	M	53.00%	M	63.50%
F	44.00%	F	55.70%	F	68.50%
Overall	43.10%	Overall	54.85%	Overall	66.50%

MAJOR DECISIONS DURING THE PANDEMIC

- Approximately 70% of enrollment was in either an asynchronous or synchronous online course
- Priority and focus for in-person learning was given to programming least conducive to online (Nursing, Paramedic, Law Enforcement, Vet. Tech., Outdoor Programs, Photography, Art, etc.)
- Limited Housing options with priority given to those students needing in-person courses.

NECESSITY AND INVENTION

- Free Virtual Drop-in tutoring for students in nearly 40 subjects
- Virtual Library support system developed amongst the 11 campuses to support library support for students
- Rotating virtual schedule for registration and counseling staff to provide extended support.
- Redeployed registration staff to provide greater one-on-one support for students across the 11 campuses.
- Faculty Development – Content, Instructional, and now Instructional Technology Experts.

SUMMER 2021 AND “CMC RESPONDS”

- Tuition and fees waived for summer 2020
- Specialized curriculum for the culinary, hospitality and tourism industry to support displaced employees.
- CMC’s “Back to Business” series offered several seminar style session for small business navigating the pandemic
- CMC faculty and staff volunteered as free consultants for community members requesting additional support
- Free virtual tutoring options for k-12 students

WHAT OUR STUDENTS SAY AND DO

- They want to be in-person again, and, they like the flexibility of virtual offerings.
- Students currently are quick to enroll in asynchronous courses, over any other option
- In-person learners in an online world struggle to be engaged, and was a very important realization as faculty re-developed their courses for fall.
- Students love virtual tutoring and the expanded library support.
- Fatigue of all kinds is real

AIMS COMMUNITY COLLEGE

**COVID-19 Student Impacts
& Aims' Response**

PRESENTED BY:

Dr. Russ Rothamer

Executive Vice President & Chief Academic Officer

russ.rothamer@aims.edu



Aims' Student Population

2019-2020

9200

Students
Total

32%

Hispanic/
Latinx

39.5%

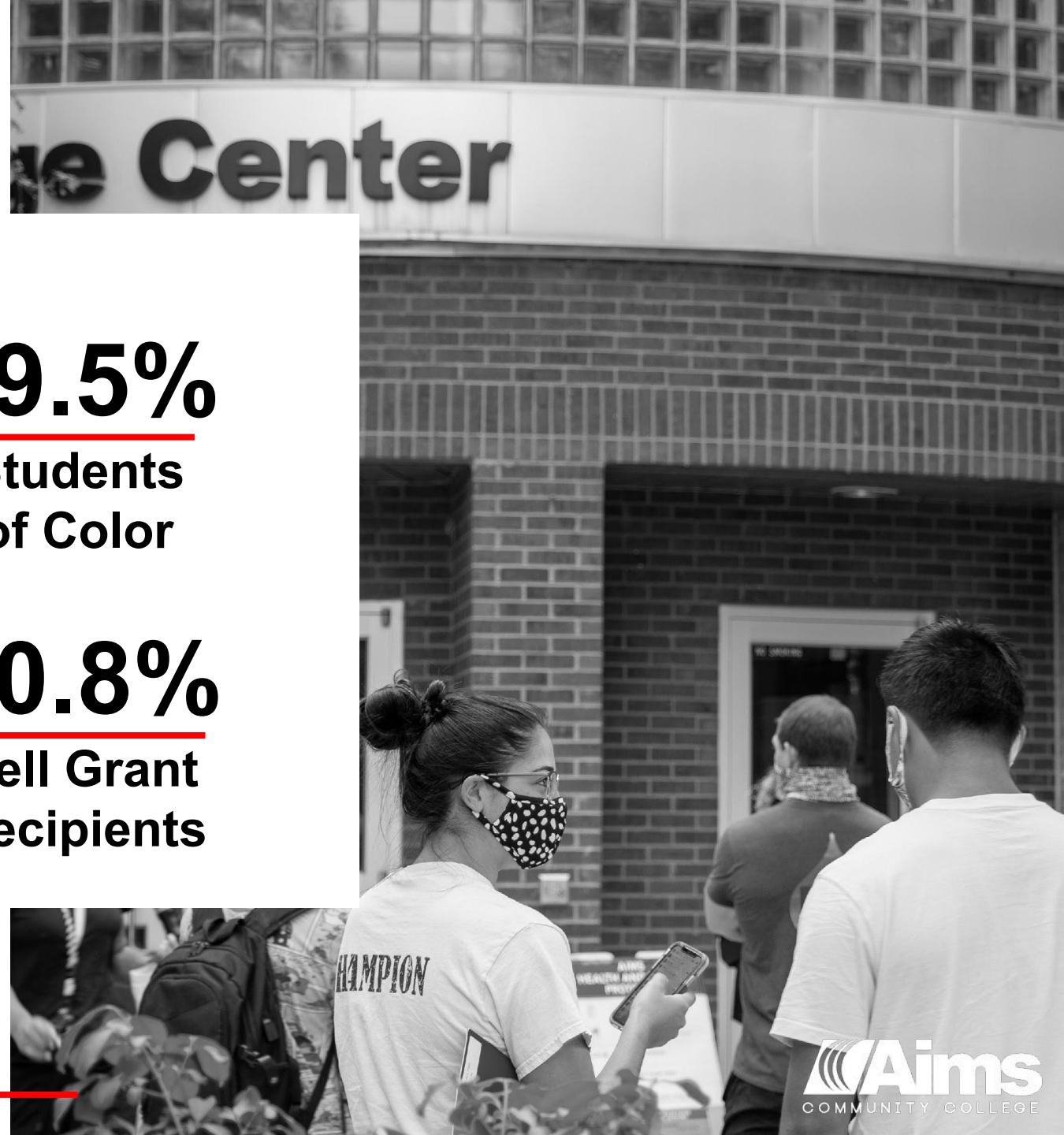
Students
of Color

55%

First
Generation

20.8%

Pell Grant
Recipients



COVID-19 Impact

Enrollment Decreases in 2020-2021

-10%

Total

-16%

First-Gen
Students of Color

-12.5%

First-Gen
White Students



COVID-19 Impact

CHALLENGES FOR STUDENTS

- Access to Technology**
- Financial Instability**
- Food Insecurity**



Response

COMMUNITY OF CARE

- **Student Emergency Fund**
- **Arty's Pantry**
- **“Funding Your Future” Scholarship**
- **Counseling Services**



Response

TECHNOLOGY ACCESS

- **Device Check-Out**
- **Computers**
- **Tablets**
- **e-Readers**
- **Calculators**
- **Mobile Hotspots**



Programs

AIMS2UNC

Aggregate Data for Program:

71%
Female

28.5%
Male

41.59%
Underrepresented
Minority Total

64.5%
First-Gen

51.9%
Pell Eligible

Disaggregate (Race/Ethnicity) % of total:

31.31%
Latinx

4.21%
Multiracial

1.87%
Asian

3.75%
African American

0.47%
Hawaiian

Age

18-21
53.27%

22-34
34.11%

35-49
10.28%

50-64
2.34%

Response

STUDENT OUTREACH

- **Basic needs survey**
- **Engagement and Enrollment Outreach**



Takeaways

- **What We've Learned**
- **Basic Needs Data**
- **Student Communication Tools**
- **Faculty Development**



Takeaways

What's Changed

- **Virtual Component to Student Services**

What Will Return to “Normal”

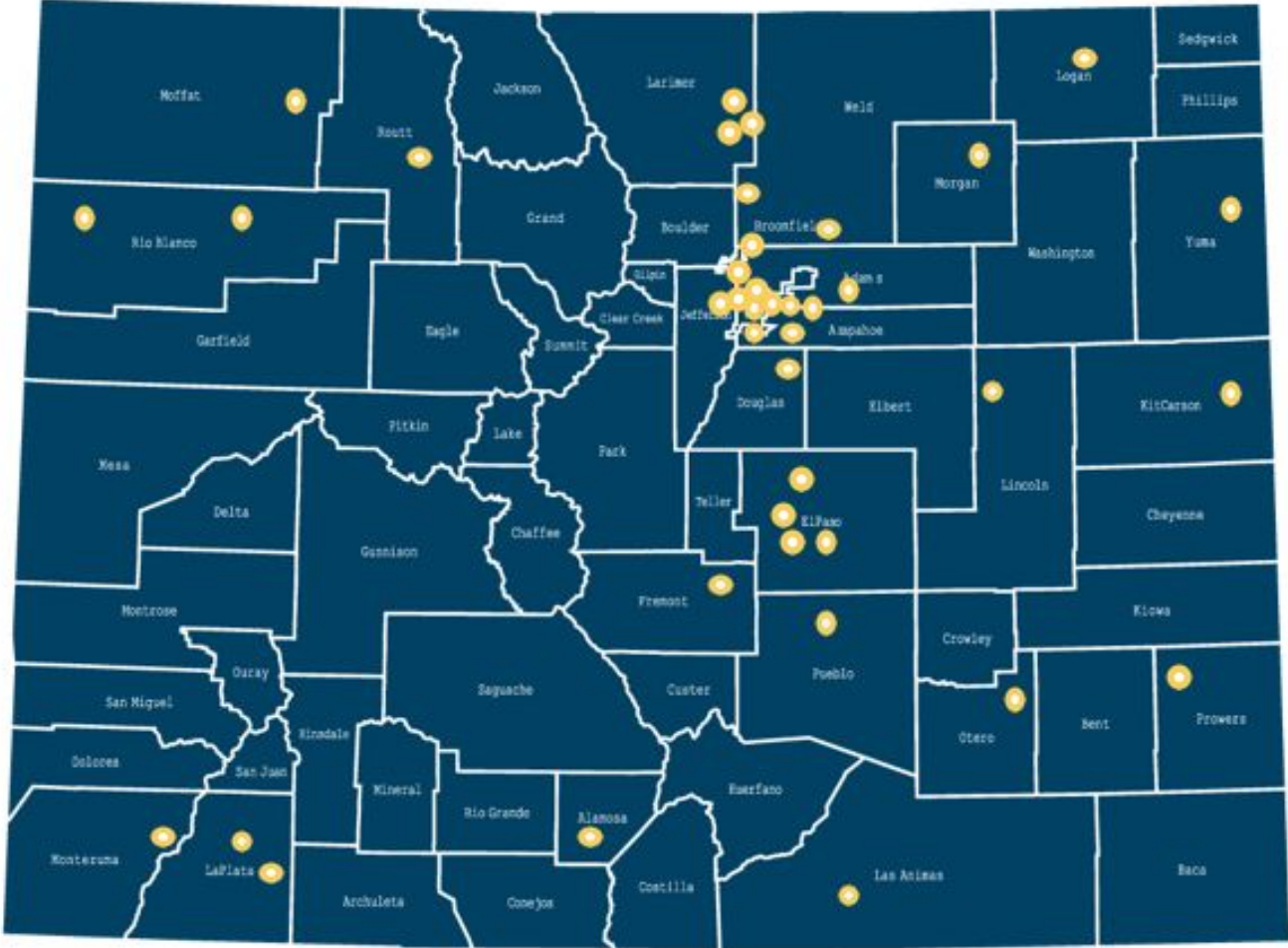
- **In-Person Services**

What Support is Needed

- **Internet Access**



Colorado Community College System



124,000+

undergraduate students

22,000

credentials awarded

During the 2019-20 academic year

Fall 2020 Enrollment

		Current Year	Previous Year	Diff	% Change
Student Population	Continuing Student	29,473	31,508	-2,035	-6.459%
	Guest/Summer Student	1,716	1,297	419	32.305%
	High School Student	24,036	23,922	114	0.477%
	International Student Admit	34	110	-76	-69.091%
	New First Time Anywhere	10,295	12,390	-2,095	-16.909%
	Other	576	551	25	4.537%
	Re-Admit	3,039	3,579	-540	-15.088%
	Transfer with Credit	6,529	7,511	-982	-13.074%
First Gen	First Generation Student	36,233	41,112	-4,879	-11.868%
	Non-First Generation Student	39,465	39,756	-291	-0.732%
Pell Status	Pell Eligible	20,642	23,818	-3,176	-13.334%
	Not Pell Eligible	55,056	57,050	-1,994	-3.495%
Time Status	Full Time (>= 12 credits hours)	20,829	23,407	-2,578	-11.014%
	Part Time (< 12 credits hours)	54,869	57,461	-2,592	-4.511%

		Current Year	Previous Year	Diff	% Change
Race (Summary)	Non-Resident Alien	1,432	2,089	-657	-31.450%
	Students of Color	30,099	31,817	-1,718	-5.400%
	Unknown	2,553	3,453	-900	-26.064%
	White	41,614	43,509	-1,895	-4.355%
Race (Detail)	American Indian or Alaskan Native	547	612	-65	-10.621%
	Asian	2,766	2,898	-132	-4.555%
	Black or African American	4,113	4,566	-453	-9.921%
	Hispanic	19,188	20,071	-883	-4.399%
	Multiple races	3,273	3,432	-159	-4.633%
	Native Hawaiian or Pacific Islander	212	238	-26	-10.924%
	Non-Resident Alien	1,432	2,089	-657	-31.450%
	Unknown	2,553	3,453	-900	-26.064%
	White	41,614	43,509	-1,895	-4.355%

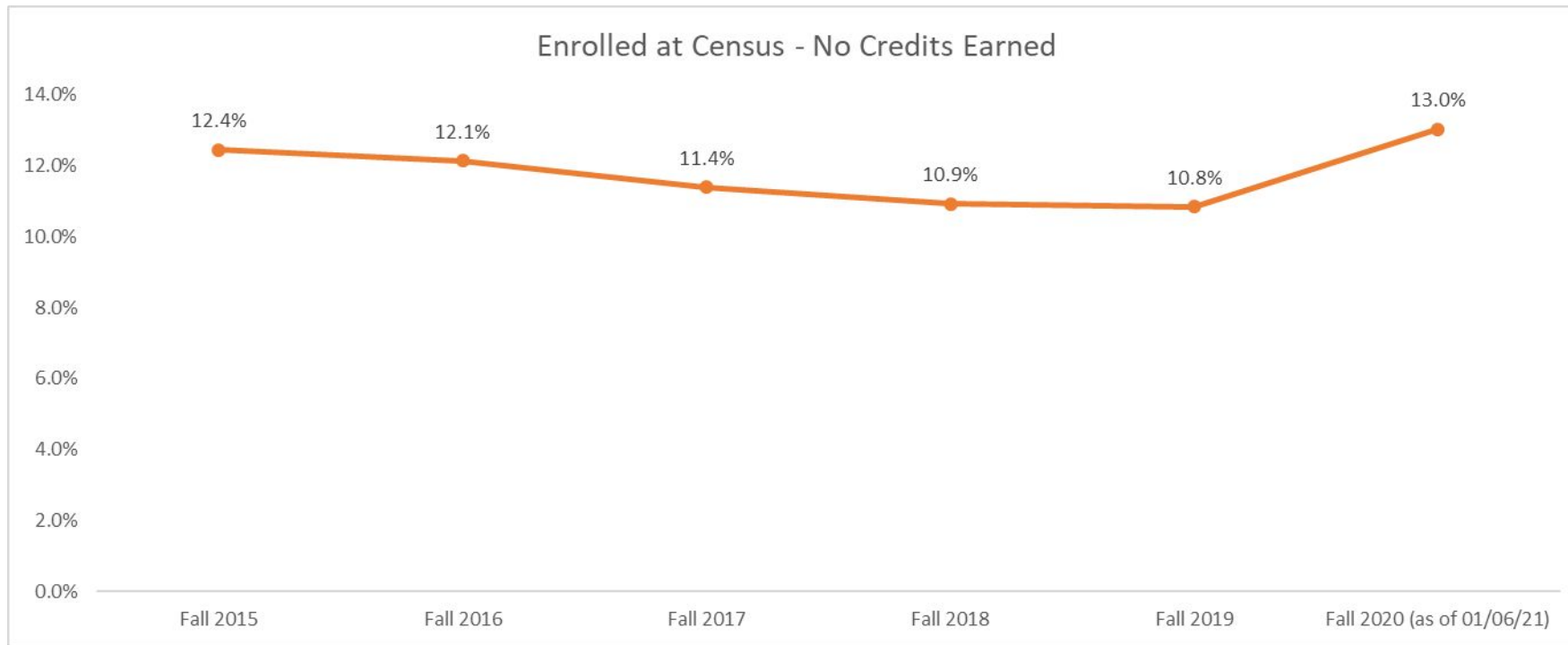
Spring 2021 Enrollment

		Current Year	Previous Year	Diff	% Change
Student Population	Continuing Student	30,528	39,312	-8,784	-22.344%
	Guest/Summer Student	1,846	1,943	-97	-4.992%
	High School Student	20,224	19,208	1,016	5.289%
	International Student Admit	26	57	-31	-54.386%
	New First Time Anywhere	6,659	5,732	927	16.172%
	Other	253	350	-97	-27.714%
	Re-Admit	3,013	2,761	252	9.127%
	Transfer with Credit	6,348	5,648	700	12.394%
First Gen	First Generation Student	33,019	38,488	-5,469	-14.210%
	Non-First Generation Student	35,878	36,523	-645	-1.766%
Pell Status	Pell Eligible	18,457	22,231	-3,774	-16.976%
	Not Pell Eligible	50,440	52,780	-2,340	-4.433%
Time Status	Full Time (>= 12 credits hours)	20,796	23,733	-2,937	-12.375%
	Part Time (< 12 credits hours)	48,101	51,278	-3,177	-6.196%

		Current Year	Previous Year	Diff	% Change
Race (Summary)	Non-Resident Alien	1,290	1,756	-466	-26.538%
	Students of Color	27,027	29,564	-2,537	-8.581%
	Unknown	2,212	2,906	-694	-23.882%
	White	38,368	40,785	-2,417	-5.926%
Race (Detail)	American Indian or Alaskan Native	501	522	-21	-4.023%
	Asian	2,486	2,717	-231	-8.502%
	Black or African American	3,854	4,228	-374	-8.846%
	Hispanic	17,077	18,706	-1,629	-8.708%
	Multiple races	2,950	3,177	-227	-7.145%
	Native Hawaiian or Pacific Islander	159	214	-55	-25.701%
	Non-Resident Alien	1,290	1,756	-466	-26.538%
	Unknown	2,212	2,906	-694	-23.882%
White	38,368	40,785	-2,417	-5.926%	

Fall 2020 Success Data

Grade Distribution and Pass Rate										
	A	B	C	S	D	F	U	I	W	Pass Rate
Fall 2020	43.3%	21.6%	11.4%	1.2%	3.2%	10.9%	0.2%	0.5%	7.6%	77.5%
Fall 2019	41.5%	24.3%	12.8%	1.3%	3.6%	9.5%	0.2%	0.0%	6.8%	79.9%
Fall 2018	41.4%	24.4%	12.6%	1.7%	3.6%	9.2%	0.2%	0.0%	7.0%	80.0%



Impact of the Pandemic

- **Technology**
- **Transportation**
- **Working adults - often in sectors worst hit by the pandemic**
- **Children at home**
- **Low income**
 - **Food insecurity**
 - **Housing insecurity**

Impact of the Pandemic

- **Empathy for students**
- **Hyflex**
- **Rural consortium**
- **Online strategic planning**

Student Stories From the Field: Covid Era

Quotes Taken From Stories Shared by College Advisors

Student & Mother: Front Range Community College

She works in the food industry and basically was out of work. She was close to being evicted from her home since she had little income. Her son went back to in person school for a short time, but then was back at home doing remote learning...She feels very defeated and wonders if it is all worth it...

Student: Emily Griffith Technical College

...down to the last 7 months of Completing my Nursing Dream. But with covid hitting...I'm facing some very difficult obstacles. I've depleted all my resources... I'm in need of internet at home...I have purchased a (mobile hot spot) device that is the only one compatible at the motel I live in but I am unable to pay for the monthly service anymore...I'm also desperately needing a new computer or used one. I bought one at the pawn shop when Covid first hit...the keys keep sticking and is affecting my tests and projects. It's about to give out anytime. Please help me with successfully getting through online Nursing school...

Student: Community College of Denver

Obtaining technology was a huge issue. Students were able to get assistance with getting a laptop and hotspots through the Office of Student Life. However, I've had students who also needed to share their laptop with their siblings and even help their (younger) siblings with schooling as well.

Student Trends - Aims Community College

We have also had a few cases where a family member has passed due to COVID and students' have traveled to attend funerals, thus **affecting their education at this time either emotionally or physically during the burial/morning period.**

Questions/ Discussion