

Mesa State

Role and Mission

November, 2001



History of Mesa State



Lowell School,
circa 1929

Grand Junction State Junior College

Est. 1925

Houston Hall, circa 1940



Mesa College

1937

Baccalaureate degrees

1972



Mesa State College

1988

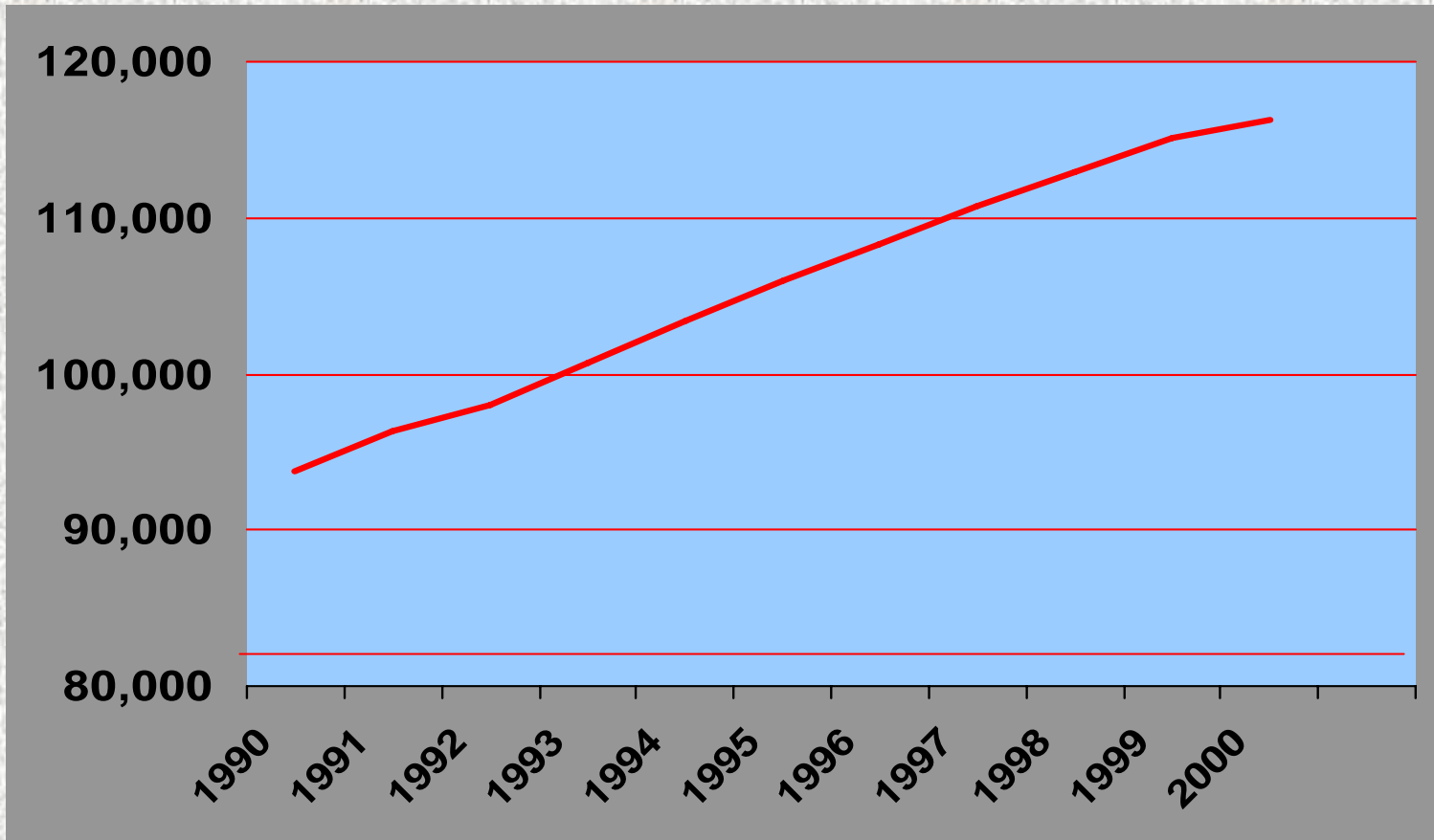
Limited Graduate Programs

1994



Humanities, circa 2001

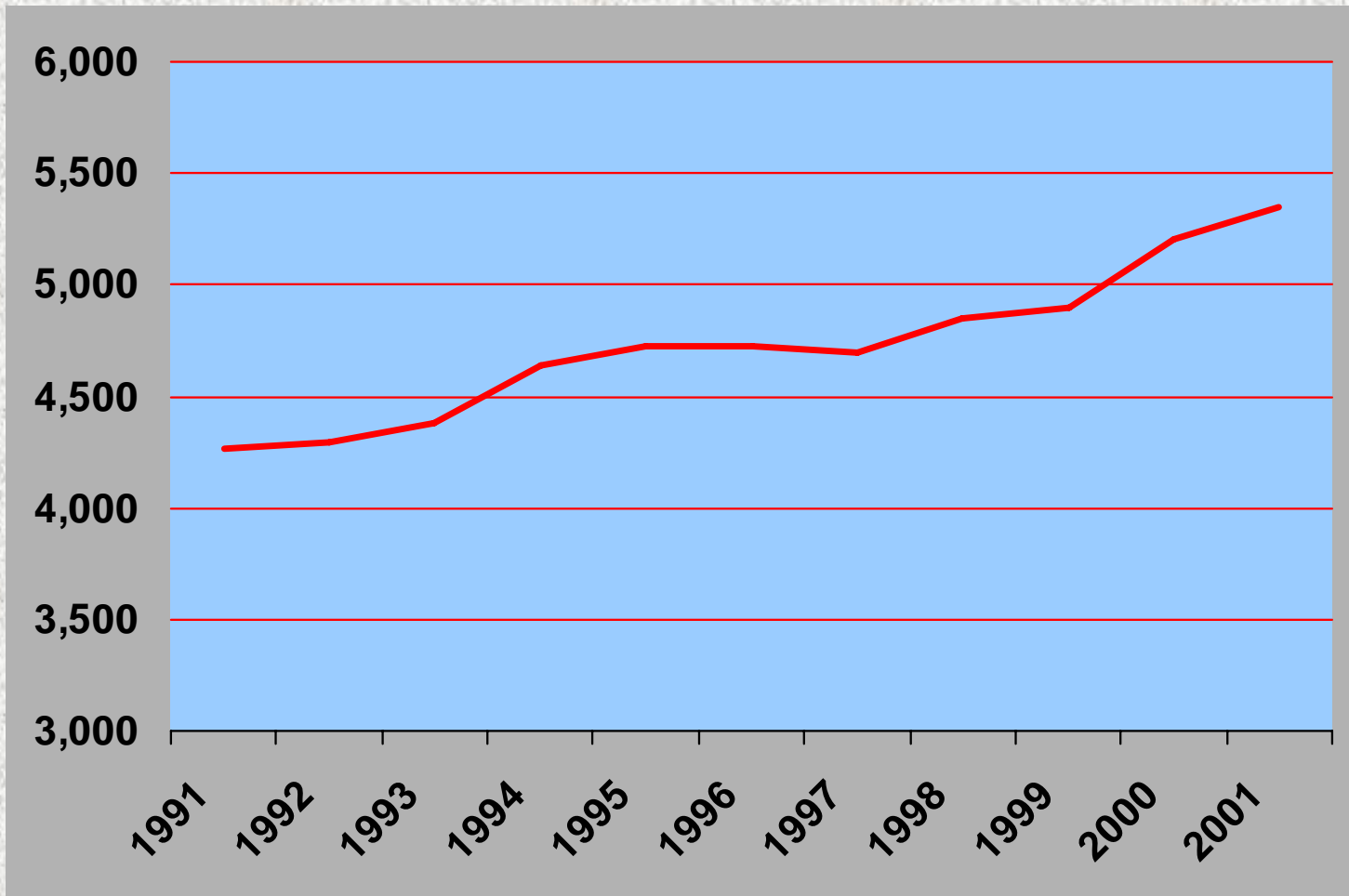
Mesa County Population Growth



Source: State of Colorado Dept. of Local Affairs

Mesa State

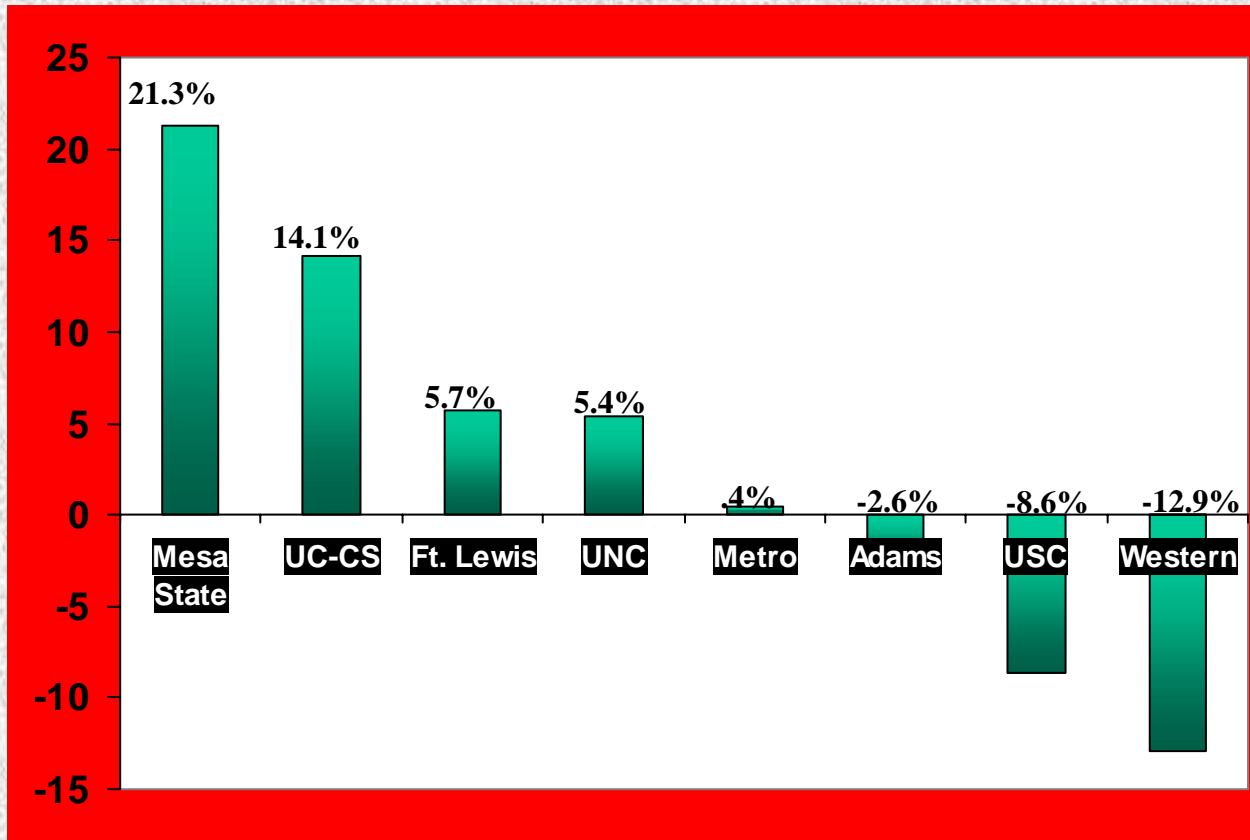
Enrollment Growth Fall 1991- Fall 2001



Source: Institutional Enrollment Files

Enrollment Change Comparisons

Percent change: Fall 1992 compared to Fall 2000



	<u>Fall 1992</u>	<u>Fall 2000</u>
MSC	4,294	5,205
UC-CS	5,798	6,617
FLC	4,056	4,287
UNC	10,647	11,217
MSCD	16,998	17,063
ASC	2,500	2,434
USC	4,489	4,105
WSC	2,670	2,325

Mesa State Student Profile

Colorado Students: 90%

Average Student Age: 25

Non-traditional Students (25+): 31%

First Generation Students: 75%


Students on Financial Aid: 75%

Diversity Students: 15%

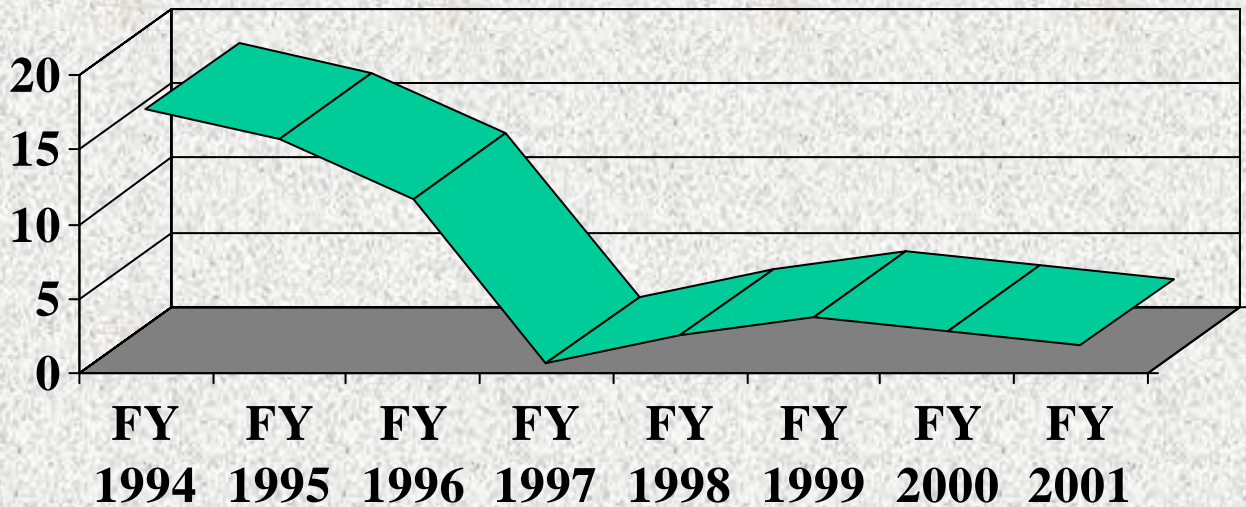
Working Students: 80%

**Top Colorado Counties of Origin: Mesa,
Montrose, Delta, Jefferson, Garfield, Arapahoe,
El Paso, Douglas, Weld**

Percentage of Enrolled Freshmen Admitted In “Window”



Percentage



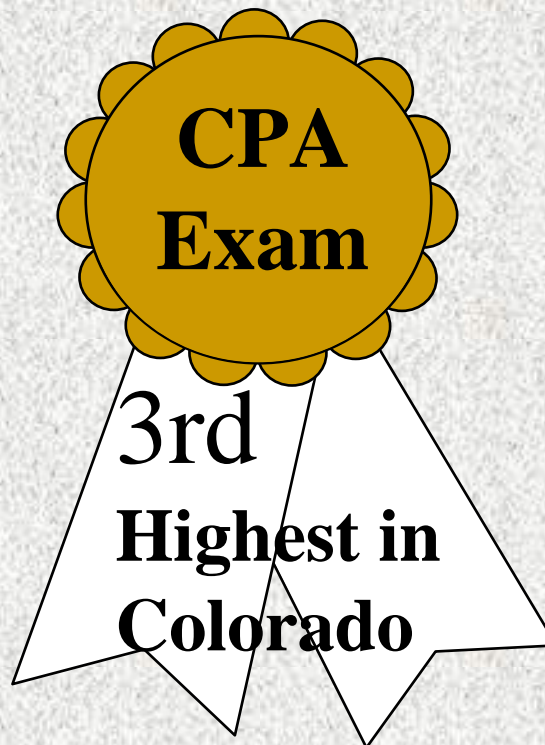
Enrolled

Quality Indicators

Mesa State 2000 Scores

Out of 12 State of Colorado

Four-Year Colleges and Universities



Employment for 2000 Mesa Grads

72% employed in field of study

64% earning \$25,000+ in first year

73% remain in Colorado after graduation



Colorado Colleges & Universities: Revenue Per SFTE

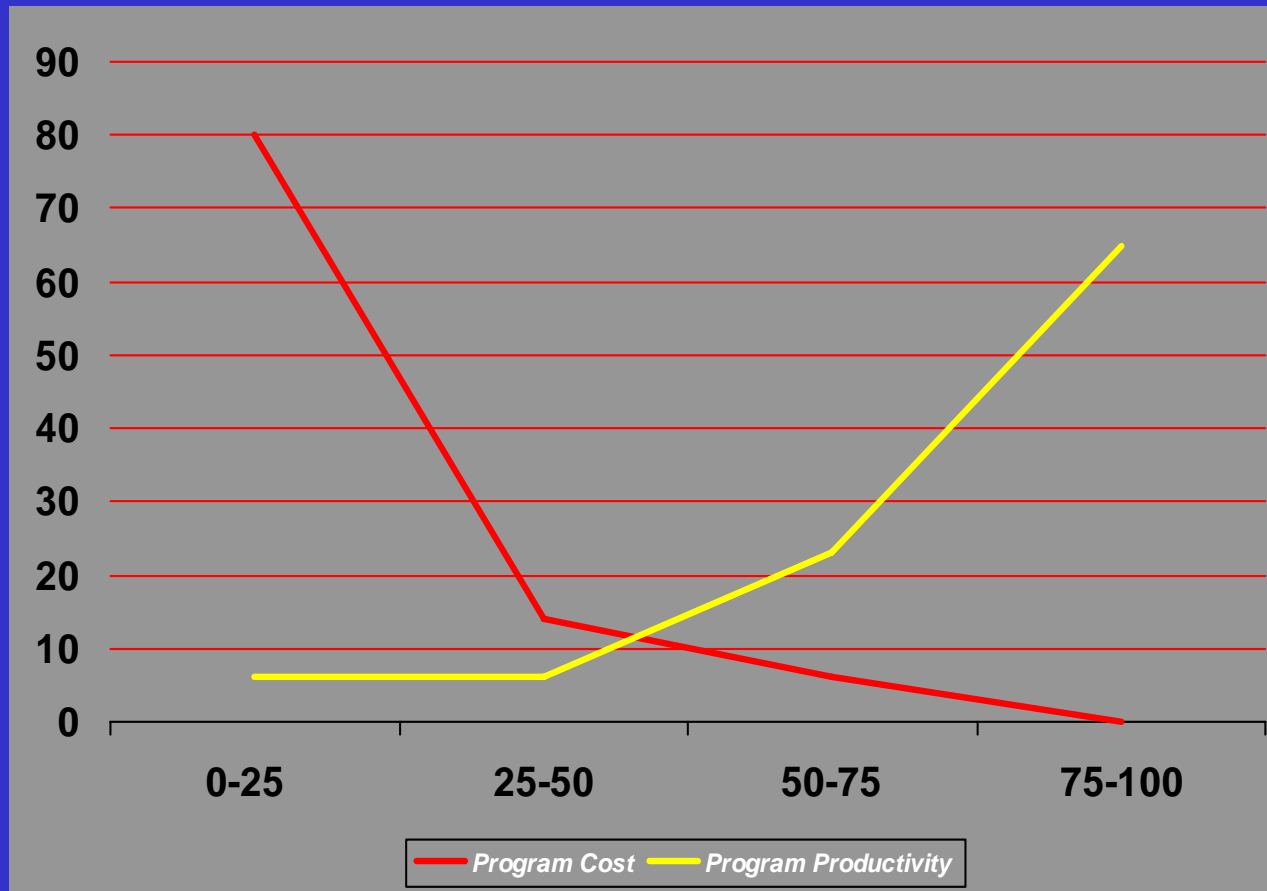
Colorado School of Mines**	\$13,346
CU Boulder**	\$10,724
CSU**	\$8,710
Adams State*	\$6,724
Western State*	\$6,557
Average of State College System*	\$5,819
Metro State*	\$5,650
MESA STATE*	\$5,487

***FY 2001 December Budget Rewrite**

****FY2001 Original budget from Budget Data Books 00-01**

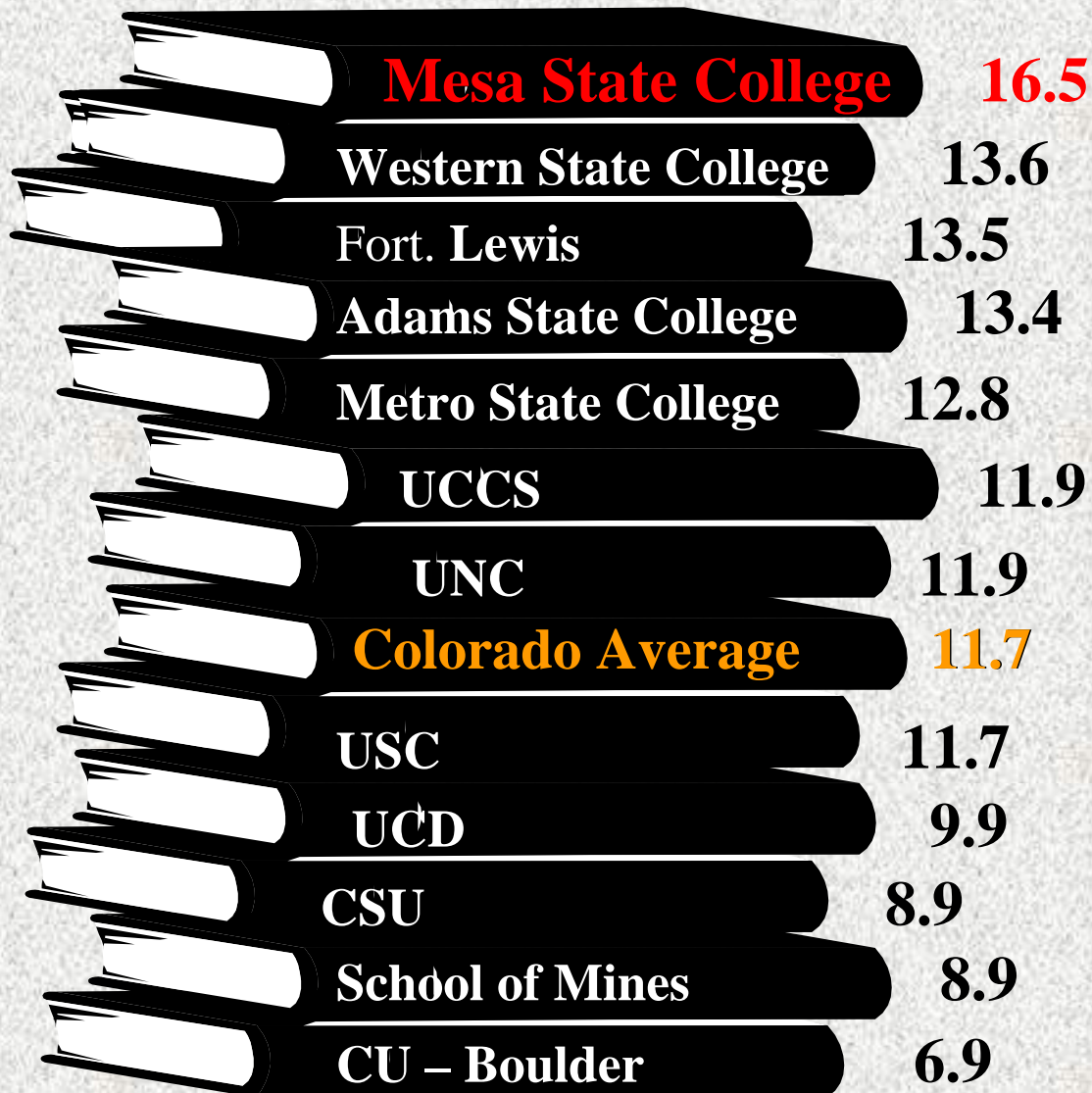
Mesa State: Program Costs and Productivity

Percentage of Mesa State Programs



Source: University of Delaware National Study of Program Costs/Productivity

Avg. Faculty Workload FY2000



Source: 1999-2000 Quality Indicators – Average Weekly Teaching Hours – Total FT Faculty FTE

Average Faculty Salaries FY2000

✓ Colorado School of Mines	\$72,300
✓ Colorado State University	\$67,000
✓ CU - Boulder	\$66,700
✓ CU - Denver	\$55,600
✓ Metro State	\$55,100
✓ CU - Colorado Springs	\$54,700
Colorado AVERAGE -----	\$53,616
✓ UNC	\$51,000
✓ USC	\$46,900
✓ Fort Lewis	\$45,300
✓ Western State	\$43,700
✓ Adams State	\$42,700
✓ Mesa State	\$42,400

Source: AAUP Study

Mesa State E & G Budget

	FY1997	FY2001	Change
Instruction	53.8%	56.6%	\$2,927,000
Acad. Support	9.7	11.5	\$855,000
Student Services	9.7	10.2	\$537,000
Scholarship	2.7	2.3	\$4,000
Institution. Support	11.5	6.9	(\$645,000)
Plant O&M	12.6	12.5	\$500,000
Budget	\$20.46M	\$24.63M	\$4,177,000

Source: Institutional Budgets



Innovative Partnerships/Internships

UTEC – School District 51, Business Community	Property Acquisition – City of Grand Junction, Mesa County	Microwave Communication System – Rocky Mountain PBS	Police Services – City of Grand Junction	Graduate Programs on Mesa Campus Adams State, CSU, UCCS, UCD, UNC
Montrose Campus – Montrose Library District	Aviation Technology Program – Colorado Northwestern CC	Liberal Arts BA/Teacher Licensure – Colorado Mountain College	PDS – Mesa County School District 51, Eagle County School District, Roaring Fork School District (Future Expansion to include: Summit County School District, Rifle School District, Aspen School District	

Student Internships:

1996-1997: 337

1999-2000: 858

Increase: 255%

Student Community Service Hours: 20,000+ annually

Graduation & Retention Rates

	<u>Cohort 1992</u>	<u>Cohort 1993</u>	<u>Cohort 1994</u>	<u>Cohort 1995</u>	<u>Cohort 1996</u>	<u>Cohort 1997</u>	<u>Cohort 1998</u>	<u>Cohort 1999</u>
6 yr Graduation Rate	28.4 %	30.8 %	31.6 %					
5 yr Graduation Rate	18.7 %	24.2 %	23.7 %	27.9 %				
4 yr Graduation Rate	6.3%	9.5 %	7.7 %	11.5 %	11.7 %			
One Year Retention Rates						73.7 %	70.5 %	71.4 %

Source: QIS 2001/02

Graduating Class of 2001



Students averaged 13 hours per semester.



Average GPA at graduation was 3.2.



72% of students participated in cooperative experiences.




Averaged 4.9 years for baccalaureate degree completion. (Down from 6.24 years in 1992)



Top majors: Business, Accounting, Biological Sciences, Psychology, Human Performance and Wellness.

Student Transfer Information



Come From

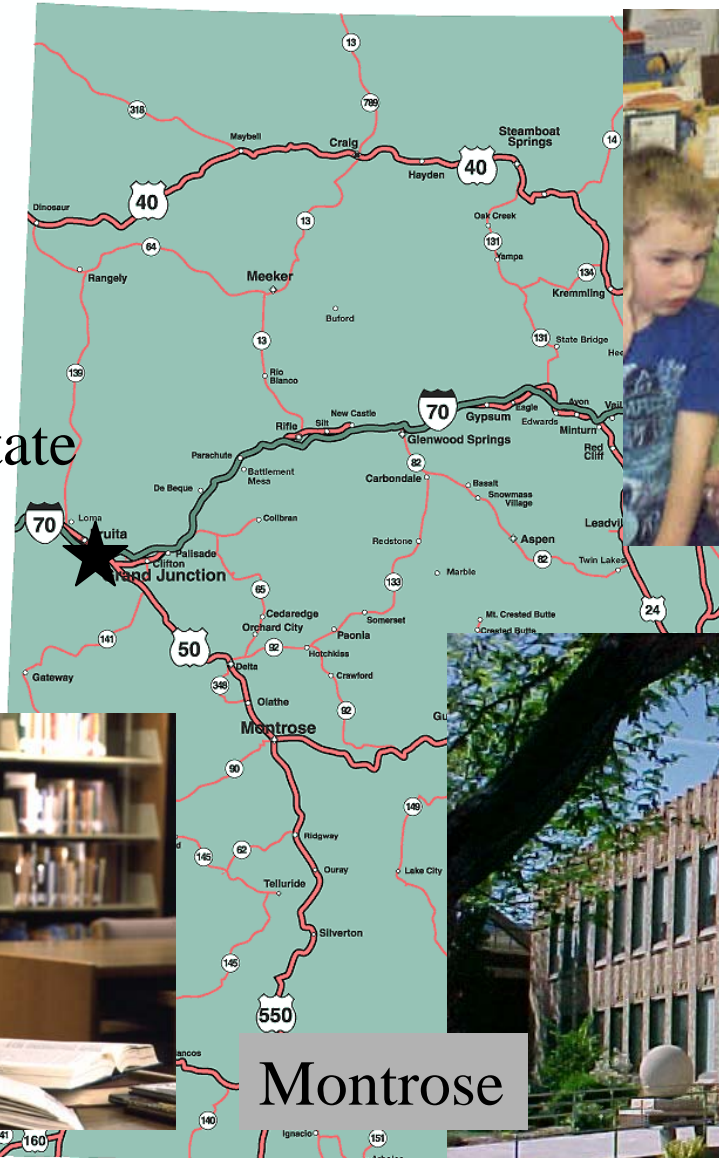
- Colorado Mountain College
- Fort Lewis College
- Colorado Northwestern Community College
- University of Northern Colorado
- Colorado State University
- Western State
- University of Colorado Boulder
- Front Range Community College
- Aims Community College
- College of Eastern Utah



Go To

- Colorado State University
- University of Northern Colorado
- University of Colorado Boulder
- University of Colorado Denver

“Regional Education Provider”



Mesa State



Glenwood Springs

Delta




Montrose



“Western Colorado” Community College

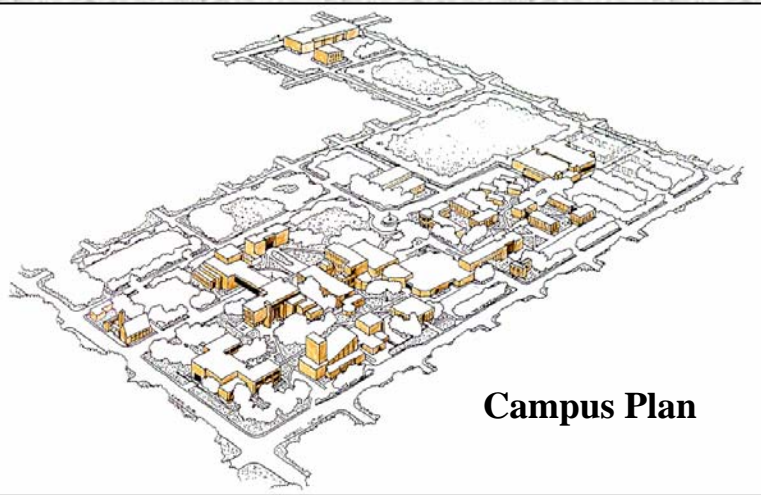


Additional Graduate Programs



“Mesa State University”

Mesa
Community College
Mesa, Arizona
22,000 students



Campus Plan



MESA

S T A T E

C O L O R A D O

GRAND JUNCTION, COLORADO

No place so close
can take you so far.

