



COLORADO

Department of
Higher Education



COLORADO

Department of Education

**ANNUAL REPORT ON
CONCURRENT ENROLLMENT
2013-2014 School Year**

May 2015

Table of Contents

Introduction	5
Highlights	7
Summary of Dual Enrollment Programs	8
Concurrent Enrollment Participation, Demographics, and Academic Success	11
Partnership Summary	11
Participation Growth.....	11
Participation by Districts and High Schools	13
Accelerating Students through Concurrent Enrollment (ASCENT)	16
Concurrent Enrollment Demographics	18
Academic Success.....	19
Remedial Courses	19
Career and Technical Education Courses	22
Postsecondary Credentials	23
Outcomes of Dual Enrollment Programs	24
Next Steps	25
Attachment A: Reporting Requirements and Data Availability	27
Appendices	28
Appendix A: 2013-2014 Concurrent Enrollment Headcount, By Institutions of Higher Education and High Schools	28
Appendix B: 2013-2014 Concurrent Enrollment Headcount, By School District	44
Appendix C: 2013-2014 Concurrent Enrollment Headcount, by Race/Ethnicity	49
Appendix D: 2013-2014 Concurrent Enrollment Headcount, by Gender	50

List of Tables and Figures

Table 1: High School Dual Enrollment Summary	8
Figure 1: High School Dual Enrollment Summary, by Program	9
Table 2: 2013-2014 Dual Enrollment Participation, By Higher Education Institution	9
Table 3: Concurrent Enrollment Programs 2013-2014, Prior-Year Comparison	12
Table 4a: Top 10 Districts Participating in Concurrent Enrollment, by Percentage of High School Students in Concurrent Enrollment	13
Table 4b: Top 10 Schools Participating in Concurrent Enrollment, by Student Headcount	13
Table 4c: Top 10 Districts Participating in Concurrent Enrollment, by Student Headcount	14
Figure 2: Map of School Districts Participating in Concurrent Enrollment.....	15
Table 5: Enrollment Headcount for the ASCENT Program, by District	16
Table 6a: ASCENT Participation, by Race/Ethnicity.....	17
Table 6b: ASCENT Participation, by Gender.....	17
Table 6c: ASCENT Participation, by FRL Status	17
Table 7a: Concurrent Enrollment Participation, by Race/Ethnicity	18
Table 7b: Concurrent Enrollment Participation, by Gender	18
Figure 3: Concurrent Enrollment Program Student Success Rates	19
Table 8: Concurrent Enrollment Credit Hours Attempted and Passed	20
Table 9: Remedial Concurrent Enrollment Course Participation and Credit Hours Attempted and Passed	21
Table 10: Career and Technical Education (CTE) Concurrent Enrollment Participation	22
Table 11: Concurrent Enrollment and ASCENT Postsecondary Credential-Seeking Students	23
Table 12: Concurrent Enrollment and ASCENT Postsecondary Credential Completion.....	23

This report was prepared by Brenda Bautsch through the Colorado Department of Higher Education (DHE) and the Colorado Department of Education (CDE) and was submitted to the Education Committees of the Senate and House of Representatives pursuant to 22-35-112 C.R.S. For more information contact:

Beth Bean, Chief Research Officer at the Colorado Department of Higher Education, at beth.bean@dhe.state.co.us

Michelle Camacho Liu, Office of Postsecondary Readiness at the Colorado Department of Education, at 303-866-6596 or by email at liu_m@cde.state.co.us.

Introduction

Creating more and better pathways from high school to higher education is essential for Colorado to reach its state goals of increasing college completion rates and decreasing high school dropout rates. Dual enrollment is one strategy states across the country are using to cultivate seamless P-20 pathways. Dual enrollment programs provide high school students the opportunity to enroll in college-level courses and earn credit at no cost to them for tuition. These programs help students develop the knowledge, skills and abilities necessary to be postsecondary and workforce ready. Research indicates that dual enrollment students are more likely to enroll in college than their peers and are less likely to need remedial education once in college.¹

Data and Definitions

Pursuant to statute (C.R.S. §22-35-112), the Colorado Department of Higher Education (DHE) and the Colorado Department of Education (CDE) have prepared this report.² The data in this report provide a descriptive summary of students in Colorado’s public education system who participated in dual enrollment programs in the 2013-2014 academic year.

This report summarizes:

1. Data on the number of local education providers and institutions of higher education that have entered into cooperative agreements;
2. Number of public school students participating in Concurrent Enrollment, ASCENT and other dual enrollment programs;
3. Demographic information about students that participated in Concurrent Enrollment;
4. Data on the total number and percentage of students that passed Concurrent Enrollment courses during the 2013-2014 school year;
5. Outcomes analyses exploring the benefits of dual enrollment in regard to postsecondary enrollment, first-year college success and need for remedial education.

“Dual enrollment” is used in this report to refer to the broad array of programs available to high school students that allow them to take college-level courses for credit. In this report, the capitalized version of “Concurrent Enrollment” refers only to the statewide programs created by House Bill 09-1319 and detailed in the Concurrent Enrollment Programs Act (C.R.S. §22-35-101 et seq.).

¹ Colorado Department of Higher Education internal research. See the Department’s website for more details.

² See *Attachment A* for an overview of the reporting requirements.

The Concurrent Enrollment Programs Act defines Concurrent Enrollment as the “simultaneous enrollment of a qualified student in a local education provider and in one or more postsecondary courses, which may include an academic or career and technical education course, at an institution of higher education” (C.R.S. §22-35-103).

The data reported here are collected through the DHE Student Unit Record Data System (SURDS), unless otherwise noted. Other than in the first section, “Summary of Dual Enrollment Programs,” this report does not include data on Postsecondary Enrollment Options (PSEO), Fasttrack, or other dual programs not described in House Bill 09-1319 as these dual enrollment programs were phased out in July of 2012 or are institution specific.

Highlights

- Approximately 31,000 students participated in dual enrollment programs of any type in the 2013-2014 academic year. This represents 25 percent of all 11th and 12th graders in public high schools in Colorado.
- The Concurrent Enrollment and ASCENT programs continue to see sustained increases in participation (up 15 percent and 43 percent, respectively). Nearly 20,500 students participated in Concurrent Enrollment in 2013-2014, up from 17,900 the previous year.
- Overall participation in dual enrollment programs increased by 15 percent between 2012-2013 and 2013-2014.
- Crowley County School District had the highest percentage of students participating in Concurrent Enrollment out of all Colorado school districts, while Denver Public Schools had the most students participating in Concurrent Enrollment by headcount.
- Statewide, 94 percent of districts and 80 percent of high schools offer Concurrent Enrollment programs.
- Nearly half of students who participated in ASCENT in 2013-14 were Hispanic, a minority group that is historically underrepresented in postsecondary education. One of the goals of the ASCENT program is to increase the percentage of traditionally underserved students who participate in postsecondary education.
- Since the beginning of Concurrent Enrollment in 2009, the program has seen significant diversification, and the composition of the Concurrent Enrollment program now closely resembles the overall composition of public high schools.
- In 2013-14, high school students attempted a total of 167,050 Concurrent Enrollment credit hours. The average number of credit hours attempted per student was 8.
- A large majority of students—89 percent—passed all of their Concurrent Enrollment courses in 2013-14.
- Participation in remedial Concurrent Enrollment courses is approximately 6 percent of the Concurrent Enrollment total.
- Over 950 students in Concurrent Enrollment or ASCENT programs earned some type of postsecondary credential in 2013-14.
- Students who participated in dual enrollment programs in high school had higher first-year credit hour accumulation, grade point averages, and retention rates in college.
- A previous DHE study found that participation in dual enrollment is associated with a 23 percent increase in the likelihood of enrolling in college and a 10 percent decrease in the need for remediation, holding gender, income, race/ethnicity, and ACT scores constant.

Summary of Dual Enrollment Programs

Table 1 provides a summary of the different dual enrollment programs in the state during the past three academic years. The phasing out of Fasttrack and PSEO in 2012 is reflected in the small numbers in 2011-12. There have been no students participating in those programs since the 2011-12 school year due to the fact that these programs were discontinued as of July 2012.

During the academic year 2013-14, 31,092 high school students participated in Concurrent Enrollment, ASCENT or other dual enrollment programs, representing 25 percent of all 11th and 12th graders. This number was an increase of about 4,200 students from 2012-13, or a 15 percent increase in dual enrollment participation overall. The highest area of participation growth in 2013-14 was in the ASCENT program, which saw an increase of over 40 percent. The largest number of students is in the Concurrent Enrollment program—as defined in House Bill 09-1319—with 66 percent of dual enrollment students participating in the program (see Figure 1). The "Other High School Dual Enrollment Programs" category includes individually, institutionally designed dual enrollment programs. This category saw a 16 percent increase in the number of students enrolled (Table 1).

One in four 11th and 12th graders in public high schools participates in dual enrollment programs.

Table 1: High School Dual Enrollment Summary³

Program Type	Unduplicated Student Count Academic Year 2011-2012	Unduplicated Student Count Academic Year 2012-2013	Unduplicated Student Count Academic Year 2013-2014	Change from 2012-13 to 2013-14
Concurrent Enrollment	13,928	17,873	20,488	+15%
ASCENT Program	208	291	415	+43%
PSEO	1,935	0*	0*	*
Fasttrack	10	0*	0*	*
Other High School Dual Enrollment Programs	7,998	8,771	10,189	+16%
Total	24,079	26,935	31,092	+15%

Note: Concurrent Enrollment program numbers include students at early college high schools. ASCENT program data are from CDE's October Count data. *PSEO and Fasttrack are now phased out.

Table 2 displays participation in dual enrollment programs by institution of higher education. The two-year institutions that served the most students in the 2013-14 academic year were Arapahoe Community College, with 3,591 students followed by the Community College of

³ Data throughout the report are from the Department of Higher Education's Student Unit Record Data (SURDS), unless otherwise noted.

Aurora, with 3,262 students. Of the four-year institutions offering dual enrollment programs, the University of Colorado Denver served 4,378 students primarily through their institutionally-developed dual enrollment program.

Figure 1. High School Dual Enrollment Summary, by Program

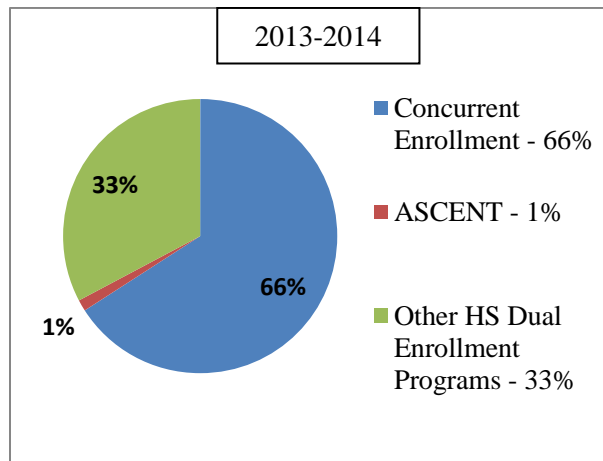


Table 2: 2013-2014 Dual Enrollment Participation, by Higher Education Institution

Public Institution of Higher Education	Concurrent Enrollment (HB09-1319)	ASCENT	Other HS Dual Enrollment Program	Total All Programs
Two-Year Institutions				
Aims Community College	888	8	130	1,026
Arapahoe Community College	3,386	17	188	3,591
Colorado Northwestern Community College	489	0	11	500
Community College of Aurora	3,138	103	21	3,262
Community College of Denver	1,855	35	6	1,896
Front Range Community College	2,451	66	362	2,879
Lamar Community College	377	10	5	392
Morgan Community College	859	3	9	871
Northeastern Junior College	389	1	18	408
Otero Junior College	585	0	0	585
Pikes Peak Community College	1,180	22	615	1,817
Pueblo Community College	1,191	9	15	1,215
Red Rocks Community College	1,350	34	127	1,511
Trinidad State Junior College	558	1	9	568
Two-Year Total	18,696	309	1,516	20,521

Public Institution	Concurrent Enrollment (HB09-1319)	ASCENT	Other HS Dual Enrollment Program	Total All Programs
Four-Year Institutions				
Adams State University	68	0	1,193	1,261
Colorado Mesa University	945	19	210	1,174
Colorado Mountain College	881	0	497	1,378
Colorado School of Mines	0	0	14	14
Colorado State University	7	0	0	7
Colorado State University - Pueblo	60	3	1,053	1,116
Fort Lewis College	37	0	1	38
Metro State University of Denver	63	2	2	67
University of Colorado Boulder	32	0	15	47
University of Colorado Colorado Springs	54	0	1,127	1,181
University of Colorado Denver	2	0	4,376	4,378
University of Northern Colorado	24	0	412	436
Western State Colorado University	172	0	0	172
Four-Year Total	2,345	24	8,900	11,269
Grand Total	21,041	333	10,416	31,790

Note: All data in Table 2, including ASCENT data, are from DHE's SURDS. Total counts may be duplicated if students participated in courses through multiple institutions. Also, as Colorado Mesa University does include a two-year college as part of its system, some of the concurrent enrollment students counted here may be enrolled in the two-year program, not the four-year program.

The balance of this report will summarize Concurrent Enrollment and ASCENT programs as described in House Bill 09-1319. That is, PSEO, Fasttrack, and "other" dual enrollment programs will not be hereafter reported.

Partnership Summary

A local education provider (LEP) that seeks to allow students to participate in Concurrent Enrollment must enter into a cooperative agreement with an institution of higher education per C.R.S. §22-25-104. The Concurrent Enrollment Programs Act defines a local education provider as a school district, a board of cooperative services (BOCES), a district charter school, or an institute charter school. In 2013-14, 25 institutions of higher education and 194 LEPs had cooperative agreements in place using the Concurrent Enrollment model per C.R.S. §22-25-104. Numbers of institutions and LEPs with cooperative agreements may vary from data on participation as institutions are asked to submit agreements to the DHE and may not have yet been received.

Participation Growth

The Concurrent Enrollment program continues to see sustained increases in participation. During the 2013-14 school year, 2,810 more students participated in the Concurrent Enrollment program than in the previous year. As reported last year, the increase from 2011-12 to 2012-13 was 4,246 students, which indicates that while participation continues to increase, the rate of growth has slowed.

Table 3 displays the unduplicated student count for Concurrent Enrollment participation by institutions of higher education for the last two years. Arapahoe Community College had the largest increase of students enrolled (+639), with a total of 3,386 students participating. Colorado Mountain College had the largest participation increase of four-year institutions, with 204 more students participating in 2013-14 than in the previous school year. A total of 26 public institutions of higher education served Concurrent Enrollment students in 2013-14. See Appendix A for an unduplicated count of students by institution and high school.

Table 3: Concurrent Enrollment Programs 2013-2014, Prior-Year Comparison

Public Institutions of Higher Education	Number of Students, 2012-13 Academic Year	Number of Students, 2013-14 Academic Year	Change in number of students
Two-Year Public Institutions			
Aims Community College	677	888	+211
Arapahoe Community College	2,747	3,386	+639
Colorado Northwestern Community College	408	489	+81
Community College of Aurora	2,956	3,138	+182
Community College of Denver	1,512	1,855	+343
Front Range Community College	2,093	2,451	+358
Lamar Community College	393	377	-16
Morgan Community College	747	859	+112
Northeastern Junior College	420	389	-31
Otero Junior College	515	585	+70
Pikes Peak Community College	1,183	1,180	-3
Pueblo Community College	1,144	1,191	+47
Red Rocks Community College	1,091	1,350	+259
Trinidad State Junior College	390	558	+168
Four-Year Public Institutions			
Adams State University	33	68	+35
Colorado Mesa University	956	945	-11
Colorado Mountain College	677	881	+204
Colorado State University	8	7	-1
Colorado State University - Pueblo	33	60	+27
Fort Lewis College	47	37	-10
Metropolitan State University of Denver	6	63	+57
University of Colorado Boulder	30	32	+2
University of Colorado Colorado Springs	32	54	+22
University of Colorado Denver	5	2	-3
University of Northern Colorado	12	24	+12
Western State Colorado University	117	172	+55
Total	18,231	21,041	+2,810

Note: Counts throughout the report may differ based upon multiple enrollments and descriptive reporting. As Colorado Mesa University does include a two-year college as a part of its system, some of the concurrent enrollment students counted here may be enrolled in the two-year program, not the four-year program.

Participation by Districts and High Schools

A total of 2 BOCES and 168 school districts participated in Concurrent Enrollment in 2013-14, which represents about 94 percent of districts in Colorado. See Figure 2 for a visual display of participating districts and Appendix B for a complete list of Concurrent Enrollment headcount and participation rates by school district. Additionally, 382 high schools had at least one student participating in Concurrent Enrollment, representing about 80 percent of all Colorado high schools.

Table 4a lists the top 10 school districts with the highest percentage of high school students participating in Concurrent Enrollment. Crowley County School District, a small rural district, tops the list with 79 percent of its students taking Concurrent Enrollment courses. All districts in Table 4a are classified by CDE as small rural districts.⁴

Table 4a: Top 10 Participating Districts in Concurrent Enrollment, by Percentage of High School Students in Concurrent Enrollment, 2013-2014

District	Number of Students in Concurrent Enrollment (Unduplicated Headcount)	Percent of 9th-12th Graders in Concurrent Enrollment
Crowley County School District	120	79%
Plateau School District RE-5	36	58%
Meeker School District	100	56%
Fowler School District R-4J	63	56%
Lone Star School District	11	55%
Walsh School District RE-1	25	54%
Swink School District	51	51%
Cheraw School District	34	49%
Moffat 2	23	45%
Liberty J-4	8	44%

Note: Percentage of 9th-12th grade students is based on CDE's October Count data.

Tables 4b and 4c highlight the top 10 schools and school districts with the highest number of students participating in Concurrent Enrollment by headcount. When looking at Concurrent Enrollment participation by student headcount, the state's larger schools and districts will invariably have the highest participation numbers. Cherokee Trail High School tops the high school list for the fourth year in a row. Four of the high schools in Table 4b are new this year to the top 10 list for high school participation: Chatfield High School, Grandview High School, Legend High School, and Colorado Early College Fort Collins. In Table 4c, Denver Public Schools remains at the top spot on the list of the top 10 school districts participating in Concurrent Enrollment by headcount. The Colorado Charter School Institute was new on the top 10 list for the 2013-14 school year.

⁴ CDE's definition of rural schools: "A Colorado school district is determined to be rural giving consideration to the size of the district, the distance from the nearest large urban/urbanized area, and having a student enrollment of approximately 6,500 students or less. Small rural districts are those districts meeting these same criteria and having a student population of less than 1,000 students." www.cde.state.co.us

Table 4a: Top 10 Schools Participating in Concurrent Enrollment, by Student Headcount 2013-2014

District/Institute	School	Unduplicated Headcount
Cherry Creek Schools	Cherokee Trail High School	521
Aurora Public Schools	Hinkley High School	390
Jeffco Public Schools	Chatfield High School	380
Cherry Creek Schools	Overland High School	368
Cherry Creek Schools	Grandview High School	355
Douglas County School District	Mountain Vista High School	351
Denver Public Schools	CEC Middle College Of Denver	346
Douglas County School District	Legend High School	327
Colorado Charter School Institute (CSI)	Colorado Early College Fort Collins	318
Aurora Public Schools	Rangeview High School	308

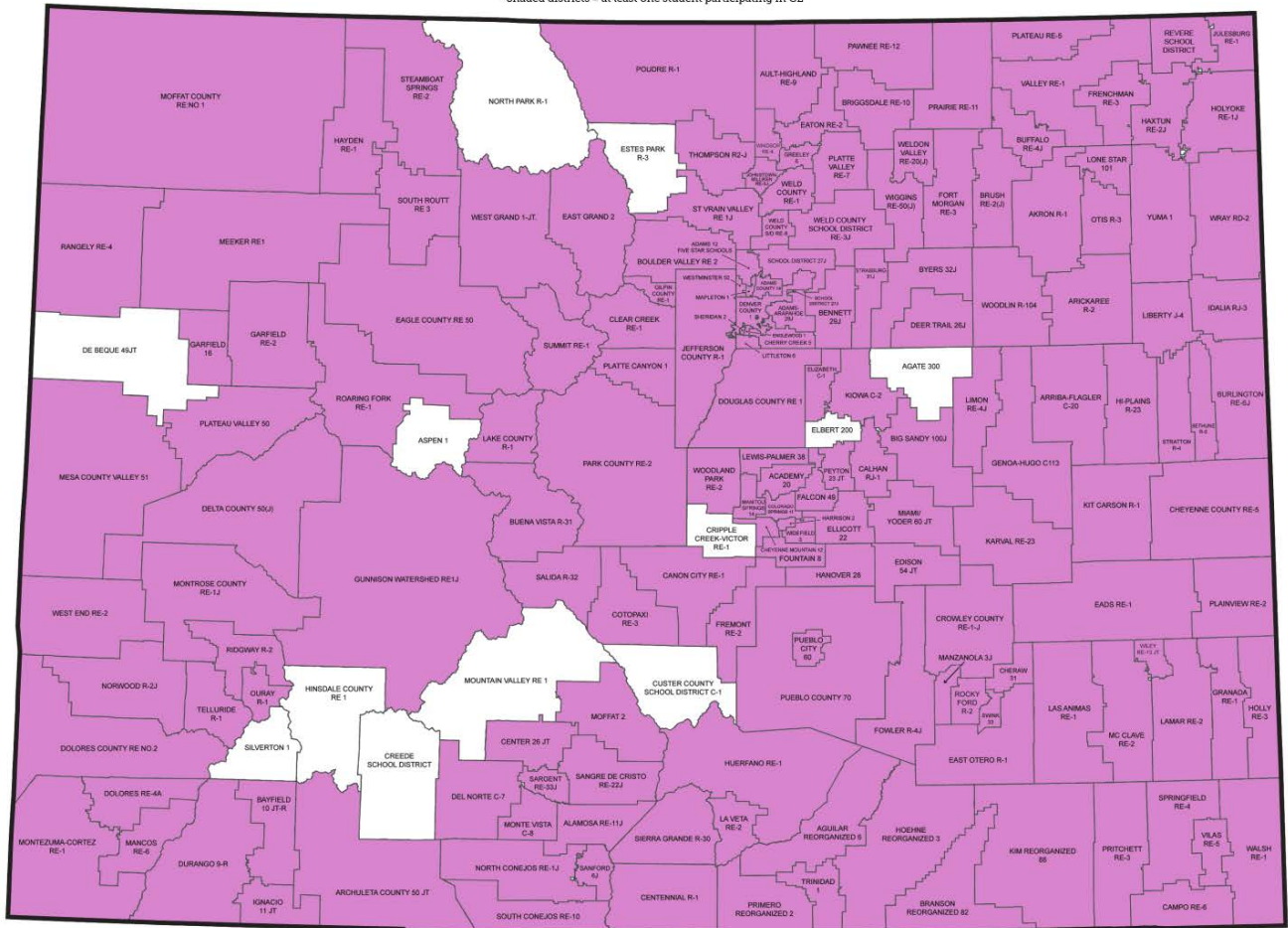
Table 4b: Top 10 Participating Districts in Concurrent Enrollment, by Student Headcount 2013-2014

District	Number of Schools Within the District with CE Programs	Unduplicated Headcount
Denver Public Schools	31	2,257
Douglas County School District	10	1,838
Jeffco Public Schools	27	1,799
Cherry Creek Schools	7	1,706
Aurora Public Schools	11	1,241
Colorado Charter School Institute (CSI)	8	565
Mesa County Valley School District 51	8	481
Poudre School District	9	478
Pueblo City Schools	5	390
Eagle County Schools	2	374

Figure 2. Map of School Districts Participating in Concurrent Enrollment, 2013-14
 Shaded districts have at least one student in Concurrent Enrollment.

Colorado Concurrent Enrollment Map 2013-14

*Shaded districts = at least one student participating in CE



Produced by the Colorado Department of Education Web Management Team - August 2014

Accelerating Students through Concurrent Enrollment (ASCENT)

The ASCENT program provides an opportunity for students to continue to participate in Concurrent Enrollment in the year directly following the student’s twelfth grade year. ASCENT was in its fourth year during the 2013-14 academic year. Twenty-eight districts, an additional six from the 2012-13 year, participated in this program with a total enrollment of 415 students. Table 5 provides a list of the districts and the unduplicated headcount of students who participated in the ASCENT program using data that was obtained through the Colorado Department of Education’s October Count.

**Table 5: Enrollment Headcount for the ASCENT Program, by District
2013-2014**

District	ASCENT Participants
Aurora Public Schools	139
Boulder Valley School District	3
Branson Reorganized 82	3
Buena Vista School District	3
Cherry Creek Schools	13
Colorado Springs School District11	12
Delta County School District	4
Denver Public Schools	78
Dolores County School District	1
Eagle County Schools	7
Edison 54JT	9
Elizabeth C-1	7
Falcon 49	15
Granada Re-1	4
Greeley 6	2
Harrison School District	3
Jeffco Public Schools	38
Lamar Re-2	4
Mapleton Public Schools	6
Mesa County Valley 51	15
Platte Canyon 1	4
Poudre School District	18
Strasburg 31J	4
Thompson School District	17
Weld County Re-1	1
Westminster, Adams County 50	1
Widefield 3	1
Wiley Re-13 JT	3
Total	415

Note: Data for Table 6 were obtained through CDE’s October Count.

CDE October Count data was used in this section of the report in order to align with the amount of funding received by districts/LEPs for ASCENT participation. As students can participate part-time, the unduplicated headcount may be larger than the total FTE funded by the legislature.

ASCENT Demographics

Per C.R.S. §22-35-108, students eligible to participate in ASCENT must have completed twelve postsecondary credit hours prior to the completion of the twelfth-grade year, and not be in need of basic skills coursework in their selected pathway. ASCENT students must also be selected for participation by the principal and accepted into a postsecondary degree program.

One of the objectives of the ASCENT program is to increase the percentage of students who participate in postsecondary education, especially among low-income and traditionally underserved populations (C.R.S. §22-35-108). Tables 6a and 6b provide information on ASCENT participation by race/ethnicity and gender. Nearly half of students who participated in ASCENT in 2013-14 were Hispanic, a minority group that is historically underrepresented in postsecondary education. Similar to Concurrent Enrollment participation, more females participated in ASCENT than males.

Table 6a: ASCENT Participation, by Race/Ethnicity, 2013-2014

Race/Ethnicity	2013-2014 Percent of Students
Asian	1-2%
African American	3.8%
Hawaiian or Pacific Islander	< 1%
Hispanic	48.7%
Native American/Alaskan Native	< 1%
White	44.2%
More than one race/ethnicity	< 1%

Table 6b: ASCENT Participation, by Gender, 2013-2014

Gender	2013-2014 Percent of Students
Female	57.4%
Male	42.6%

Table 6c outlines ASCENT participation by students' eligibility for free or reduced priced lunch (FRL). Over one-quarter of ASCENT students were eligible for free or reduced priced lunch, with the majority of these students qualifying for free lunch.

Table 6c: ASCENT Participation, by FRL Status, 2013-2014

FRL Eligibility Status	2013-2014 Percent of Students
Free Lunch	22.9%
Reduced Lunch	4.6%
Not Eligible	72.5%

Concurrent Enrollment Demographics

Table 7a provides information on Concurrent Enrollment participation by race/ethnicity. The number of Hispanics students—Colorado’s largest minority group—participating in Concurrent Enrollment increased by 12 percent from 2012-13 to 2013-14. Overall, since the beginning of Concurrent Enrollment in 2009, the program has seen significant diversification, and the composition of the Concurrent Enrollment program now closely resembles the composition of public high schools in Colorado. Table 7b displays Concurrent Enrollment participation by gender. Over the last two school years more females have participated in Concurrent Enrollment than males, although males had a slightly higher participation growth rate than females (an increase of 16 percent compared to 13 percent).

Table 7a: Concurrent Enrollment Participation, by Race/Ethnicity, 2013-2014

Race/Ethnicity	2012-2013 Academic Year Number/Percent		2013-2014 Academic Year Number/Percent		Percent Change in Number of Students
	Number	Percent	Number	Percent	
Asian	471	3%	587	3%	+25%
African American	641	4%	671	3%	+5%
Hawaiian or Pacific Islander	42	0.2%	47	0.2%	+12%
Hispanic	3,767	21%	4,235	21%	+12%
Native American/Alaskan Native	98	1%	126	1%	+29%
Unknown/Did not wish to Answer	1,969	11%	2,338	11%	+19%
White	10,072	56%	11,513	56%	+14%
More than one race/ethnicity	549	3%	739	4%	+35%
Nonresident Alien	425	2%	394	2%	-7%

Note: Includes Concurrent Enrollment and does not include ASCENT. Counts may differ based upon multiple enrollments and descriptive reporting. A nonresident alien is a person who is not a citizen or national of the United States and who is in this country on a visa or temporary basis and does not have the right to remain indefinitely.

Table 7b: Concurrent Enrollment Participation, by Gender, 2013-2014

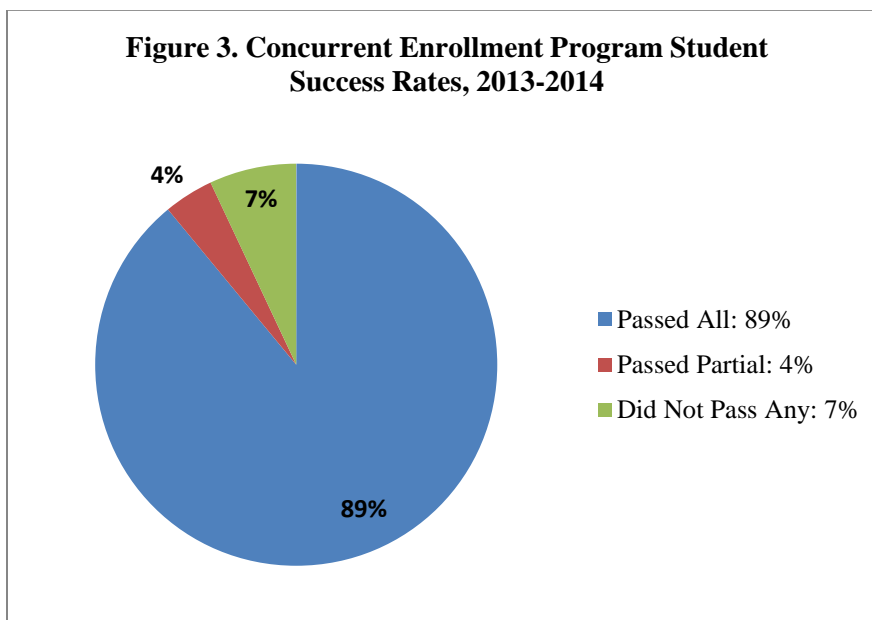
Gender	2012-2013 Academic Year Number/Percent		2013-2014 Academic Year Number/Percent		Percent Change in Number of Students
	Number	Percent	Number	Percent	
Female	9,697	54.1%	10,985	54%	+13%
Male	8,133	45.4%	9,452	46%	+16%
No Gender Data	90	0.5%	71	0.3%	-21%

Note: Includes Concurrent Enrollment and does not include ASCENT. Counts may differ based upon multiple enrollments and descriptive reporting. Headcount enrollments, by ethnicity and gender, for each participating higher education institution are available in Appendices C and D.

Academic Success

Table 8 details the number of credit hours attempted and the number of credit hours passed for Concurrent Enrollment students by institution of higher education. In 2013-14, high school students attempted a total of 167,050 Concurrent Enrollment credit hours, up from 143,939 hours in the previous year. The average number of credit hours attempted by Concurrent Enrollment students was 8, with an average of 7 hours passed.

As displayed in Figure 3, a large majority of students—89 percent—passed all of their Concurrent Enrollment courses in 2013-14. This is an improvement from the previous year’s complete pass rate of 84 percent. Only 7 percent of students did not pass any of their Concurrent Enrollment courses.



Remedial Courses

Table 9 details student participation in basic skills, or remedial, Concurrent Enrollment courses. Per C.R.S. §22-25-104, a student may concurrently enroll in basic skills courses only if the student is enrolled in the 12th grade.

Out of all Concurrent Enrollment students, 1,155 students, or 6 percent, enrolled in remedial courses. Between 2012-13 and 2013-14, enrollment in remedial Concurrent Enrollment courses saw a small, 8 percent, increase. Community College of Denver enrolls almost half (45%) of all remedial Concurrent Enrollment students. Utilizing dual enrollment for remedial courses is a recognized strategy to help students successfully complete developmental education prior to college enrollment. This helps ensure students are able to immediately enter college-level, credit-bearing courses and be on their way to earning a postsecondary credential.

**Table 8: Concurrent Enrollment Credit Hours Attempted and Passed
2013-2014**

*Counts under 16 students are suppressed

Public Institution of Higher Education	Number of Students	Total Hours Attempted	Total Hours Passed	Pass Rate
Two-Year Institutions				
Aims Community College	888	6,602	6,146	93%
Arapahoe Community College	3,386	18,562	17,327	93%
Colorado Northwestern Community College	489	5,082	4,435	87%
Community College of Aurora	3,138	20,102	17,398	87%
Community College of Denver	1,855	10,234	8,229	80%
Front Range Community College	2,451	18,480	16,956	92%
Lamar Community College	377	5,056	4,819	95%
Morgan Community College	859	10,150	9,646	95%
Northeastern Junior College	389	3,446	3,296	96%
Otero Junior College	585	5,322	4,858	91%
Pikes Peak Community College	1,180	14,734	12,943	88%
Pueblo Community College	1,191	13,666	12,347	90%
Red Rocks Community College	1,350	13,056	12,320	94%
Trinidad State Junior College	558	4,492	4,152	92%
Four-Year Institutions				
Adams State University	68	667	624	94%
Colorado Mesa University	945	6,884	6,765	98%
Colorado Mountain College	881	7,474	7,248	97%
Colorado State University	*	*	*	*
Colorado State University - Pueblo	60	562	515	92%
Fort Lewis College	37	311	304	98%
Metropolitan State University of Denver	63	222	219	99%
University of Colorado Boulder	32	238	231	97%
University of Colorado Colorado Springs	54	539	517	96%
University of Colorado Denver	*	*	*	*
University of Northern Colorado	24	148	144	97%
Western State Colorado University	172	981	792	81%
Total	20,488	167,050	152,271	92%

**Table 9: Remedial Concurrent Enrollment Course Participation
and Credit Hours Attempted and Passed
2013-2014**

*Counts under 16 students are suppressed

Public Institution of Higher Education	Number of Students	Total Hours Attempted	Total Hours Passed	Pass Rate
Two-Year Public Institutions				
Aims Community College	29	124	93	75%
Arapahoe Community College	152	616	500	81%
Colorado Northwestern Community College	38	249	217	87%
Community College of Aurora	209	840	688	82%
Community College of Denver	519	2,586	1,858	72%
Front Range Community College	19	77	69	90%
Lamar Community College	*	*	*	*
Morgan Community College	*	*	*	*
Northeastern Junior College	32	131	127	97%
Otero Junior College	*	*	*	*
Pikes Peak Community College	49	232	150	65%
Pueblo Community College	26	107	59	55%
Red Rocks Community College	*	*	*	*
Trinidad State Junior College	14	67	54	81%
Four-Year Public Institutions				
Adams State University	*	*	*	*
Colorado Mesa University	28	113	105	93%
Western State Colorado University	23	69	54	78%
Total	1,155	5,289	4,030	76%

Career and Technical Education Courses

Per C.R.S. §22-35-103, Concurrent Enrollment students have the opportunity to take postsecondary career and technical education (CTE) courses and earn credit that can be applied toward a technical certificate or degree. In 2013-14, approximately 8,200 students participated in CTE Concurrent Enrollment courses, which represents 40% of all Concurrent Enrollment students. Table 10, below, displays the number of students by institution of higher education. Arapahoe Community College served the most students with CTE Concurrent Enrollment programs—nearly 1,900 students—in 2013-14.

Providing opportunities for CTE courses as part of dual enrollment offerings is a recognized strategy to help improve outcomes for traditionally underserved students. The CTE pathways in Colorado provide additional options for students to earn postsecondary credentials, and offering CTE through Concurrent Enrollment allows students to get a head start on those pathways.

**Table 10: Career and Technical Education (CTE) Concurrent Enrollment Participation
2013-2014**

Public Institutions of Higher Education	Number of Students in CTE Concurrent Enrollment Courses
Aims Community College	462
Arapahoe Community College	1,886
Colorado Mountain College	185
Colorado Northwestern Community College	113
Community College of Aurora	1,181
Community College of Denver	535
Front Range Community College	912
Lamar Community College	125
Morgan Community College	213
Northeastern Junior College	79
Otero Junior College	326
Pikes Peak Community College	426
Pueblo Community College	599
Red Rocks Community College	913
Trinidad State Junior College	254
Total	8,209

**Area Technical Colleges may also offer CTE Concurrent Enrollment courses, but that data is currently unavailable to include in this report.*

Postsecondary Credentials

Table 11 shows how many Concurrent Enrollment and ASCENT students are seeking a postsecondary credential while in high school. Overall, 10,420 students registered for their courses in a specific credential program. Most students are seeking an Associate of Arts or Associate of Science degree.

Table 11: Concurrent Enrollment and ASCENT Postsecondary Credential-Seeking Students 2013-2014

Credential Type	Concurrent Enrollment Students	ASCENT Students	Total Students
Certificate (less than 1 year)	584	8	592
Certificate (at least 1 year, less than 2)	266	7	273
Associates Applied Science	1,321	50	1,371
Associates of General Studies	1,169	29	1,198
Associate Degree (AA or AS)	6,782	187	6,969
Bachelor of Arts Degree	1	16	17
Total credential-seeking	10,123	297	10,420
Not credential-seeking	10,892	73	10,965

Note: ASCENT numbers are from DHE's SURDS.

Table 12 displays the number and type of credentials actually earned by high school students participating in the Concurrent Enrollment or ASCENT programs during the 2013-14 academic year. 956 students in Concurrent Enrollment or ASCENT programs earned some type of postsecondary credential in 2013-14. This is a 23 percent increase over last year's total credential completion number (775). Most of the credentials are certificates as associate degrees require students to be enrolled for longer periods of time.

Table 12: Concurrent Enrollment and ASCENT Postsecondary Credential Completion 2013-2014

Credential Type	Concurrent Enrollment Students	ASCENT Students	Total Students
Certificate (less than 1 year)	719	15	734
Certificate (at least 1 year, less than 2)	25	4	29
Associates Applied Science	7	3	10
Associates of General Studies	24	5	29
Associate Degree (AA or AS)	130	24	154
Total	905	51	956

Note: ASCENT numbers are from DHE's SURDS.

Outcomes of Dual Enrollment Programs

The purpose of this section is to investigate the effect participation in dual enrollment programs has on student matriculation to, and performance in, college. In order to test the relationship between dual enrollment and matriculation, credit hour accumulation, GPA and retention, basic inferential tests of differences were used. Participation in dual enrollment includes participation in any program offered in the state (including Concurrent Enrollment, ASCENT, PSEO, Fasttrack, and any other dual enrollment programs).

This year's report repeats last year's analyses with newer data that includes the 2011, 2012, and 2013 high school graduating cohorts. The findings here reflect the previous year's findings, which show better outcomes on all indicators for dual enrollment students as compared to students who did not take dual enrollment courses.

In addition, in 2014 DHE conducted a robust multivariate analyses that better isolated and estimated the effect of dual enrollment participation on college-going rates and remedial rates. The study found that participation in dual enrollment is associated with a 23 percent increase in the likelihood of enrolling in college and a 10 percent decrease in the need for remediation, holding gender, income, race/ethnicity, and ACT scores constant. The full report can be found on the Colorado Department of Higher Education's website.

Matriculation

Of the high school students participating in a dual enrollment program, on average more than 78 percent enrolled in college in the fall immediately following graduation. Among students who were not enrolled in a dual enrollment program, on average only 51 percent enrolled in college the following fall ($p < .001$). These data suggest that students participating in a dual enrollment program are more likely to matriculate to college than high school students not dually enrolled.

Credit Hour Accumulation

College students who participated in a dual enrollment program had higher earned cumulative credit hours, on average 36 credit hours, by the end of their first year of college compared to approximately 27 credit hours earned for students who were not dually enrolled in high school ($p < .001$). Although this finding may not be surprising since students begin earning college credits in high school, the accumulation of higher credit hours has been linked to retention and successful degree attainment.⁵

First-Year Grade Point Average

Matriculated college students who had participated in a dual enrollment program in high school have, on average, higher first-year GPAs (2.79) compared to students who were not dually

⁵ Adelman, C. (2006). *The toolbox revisited: Paths to degree completion from high school through college*. Washington, DC: U.S. Department of Education.

enrolled (2.64). This difference is statistically significant ($p < .001$). Higher GPAs have also been shown to be a positive predictor of postsecondary success and degree attainment.

First-Year Retention

Examining the 2011 and 2012 high school graduates who have enrolled in college, those students who participated in a dual enrollment program have a higher first-year retention rate at 82 percent, on average, compared to a retention rate of 79 percent for students who did not take dual enrollment courses in high school ($p < .001$). First-year persistence has been shown to be a positive predictor of degree attainment.

These promising findings indicate that dual enrollment programs play an important role in advancing Colorado's goal to create a seamless P-20 education system that provides the foundational knowledge, skills and ability for all students to succeed.

Next Steps

As CDE and CDHE strive to support districts and higher education institutions in expanding and enhancing Concurrent Enrollment and ASCENT programs, continued effort is required on the following activities.

Highlight best practices for providing student support services.

Concurrent Enrollment programs are intended to improve college access and success. As more first-generation and at-risk students participate in higher education, high schools and colleges will need to provide the appropriate student support services to help these students be successful. Concurrent Enrollment programs foster K-12 and higher education partnerships, which can be a starting point to work collaboratively in providing academic and social supports to students. CDE and DHE, in conjunction with the Concurrent Enrollment Advisory Board, have convened a best practices committee to collect and highlight these practices, as well as providing an opportunity to publically recognize successful partnerships for student support.

Support establishing and strengthening partnerships between districts and postsecondary institutions.

Pursuant to statute § 22-35-107 (6)(c), CDE and DHE are working to provide guidance so that all school districts have adequate resources to enter into at least one cooperative agreement. Targeted support can be provided to the twelve remaining districts not currently participating in Concurrent Enrollment to determine and support interest in beginning to offer this opportunity. This could include site visits to discuss alignment of Concurrent Enrollment with district postsecondary readiness goals, provide implementation resources, and examine potential barriers to participation, as well as convening districts with their local institutions of higher education to explore partnership opportunities.

Additionally, with the high number of partnerships already in place, there is increased need for technical assistance to support opportunities for expanding and strengthening existing

partnerships. Areas that have been identified as priorities for improving partnerships include streamlining processes to better align enrollment and rosters between partners, increasing number of high school teachers approved as adjunct to teach Concurrent Enrollment courses, outlining roles and responsibilities, and exploring financial options.

Attachment A: Reporting Requirements and Data Availability

Reporting Requirement	Source	Data Availability from 2013-2014 Academic Year (AY)
The number and names of local education providers and institutions of higher education that have entered into cooperative agreements	Institutions of Higher Education through Department of Higher Education	Used institutional data for 2013-14 AY.
The number of qualified students who participated in a dual enrollment program in the previous school year, including subtotals for each local education provider and each institution of higher education	Department of Higher Education	Used SURDS data for 2013-14 AY.
Demographic information about qualified students who participated in a dual enrollment program in the previous school year	Department of Higher Education	Used SURDS data for 2013-14 AY.
The total number of credit hours completed at each institution of higher education by qualified students who participated in a dual enrollment program in the previous school year	Department of Higher Education	Used SURDS data for 2013-14 AY.
The total number of basic skills courses completed at each institution of higher education in the previous school year by qualified students participating in a dual enrollment program	Department of Higher Education	Used SURDS data for 2013-14 AY.
The total tuition costs paid by local education providers to institutions of higher education in the previous school year on behalf of qualified students who participated in dual enrollment programs in the previous school year, including subtotals for each local education provider and each institution of higher education	Local Education Provider Request or Institution of Higher Education Request.	Data currently not available based on higher education tuition breakdowns and structures.
The total number of qualified students designated by the department as ASCENT program participants in the previous school year	Colorado Department of Education / Department of Higher Education	Used CDE & SURDS data for 2013-14 AY.
The postsecondary degree and certificate programs in which ASCENT program participants were concurrently enrolled in the previous school year, including subtotals indicating how many ASCENT program participants concurrently enrolled in each postsecondary degree and certificate program	Department of Higher Education	Used SURDS data for 2013-14 AY.
Data indicating the total number and percentages of qualified students who failed to complete at least one course in which they concurrently enrolled	Department of Higher Education	Used SURDS data for 2013-14 AY.
To the extent possible, data indicating the total number and percentage of qualified students who concurrently enrolled in college courses who have completed a postsecondary degree	Department of Higher Education	Used SURDS data for 2013-14 AY.

Appendix A: 2013-2014 Concurrent Enrollment Headcount, By Institutions of Higher Education and High Schools

*No data indicates that there was not a high school associated with the student data submitted by the institution of higher education to the Department of Higher Education.

Institution of Higher Education	High School	Unduplicated Headcount
Adams State University		68
Adams State University	No Data*	1
Adams State University	Alamosa High School	32
Adams State University	Centauri High School	3
Adams State University	Centennial High School	4
Adams State University	Center High School	1
Adams State University	Crestone Charter School	2
Adams State University	Del Norte High School	2
Adams State University	Goal Academy	3
Adams State University	Monte Vista On-Line Academy	5
Adams State University	Monte Vista Senior High School	6
Adams State University	Sanford Junior/Senior High School	1
Adams State University	Sargent Junior-Senior High School	5
Adams State University	Sierra Grande Senior High School	3
Aims Community College		888
Aims Community College	No Data*	7
Aims Community College	Berthoud High School	10
Aims Community College	Briggsdale Undivided High School	6
Aims Community College	Centennial BOCES HS	4
Aims Community College	Colorado Early College Fort Collins	233
Aims Community College	Colorado Virtual Academy (COVA)	1
Aims Community College	Eaton High School	75
Aims Community College	Fort Lupton High School	36
Aims Community College	Frontier Charter Academy	53
Aims Community College	Goal Academy	14
Aims Community College	Greeley Central High School	50
Aims Community College	Greeley West High School	55
Aims Community College	Harold Ferguson High School	1
Aims Community College	Highland High School	1
Aims Community College	Insight School of Colorado	2
Aims Community College	Jefferson High School	33
Aims Community College	Loveland High School	6
Aims Community College	Monte Vista On-Line Academy	2
Aims Community College	Mountain View High School	28
Aims Community College	Northridge High School	27
Aims Community College	Options School	7
Aims Community College	Pawnee Junior-Senior High School	4
Aims Community College	Platte Valley High School	43

Institution of Higher Education	High School	Unduplicated Headcount
Aims Community College	Prairie Junior-Senior High School	3
Aims Community College	Roosevelt High School	26
Aims Community College	Thompson Valley High School	27
Aims Community College	Union Colony Preparatory School	39
Aims Community College	University Schools	20
Aims Community College	Valley High School	3
Aims Community College	Weld Central Senior High School	63
Aims Community College	Windsor High School	9
Arapahoe Community College		3,386
Arapahoe Community College	No Data*	125
Arapahoe Community College	Arapahoe High School	207
Arapahoe Community College	Castle View High School	129
Arapahoe Community College	Chaparral High School	118
Arapahoe Community College	Chatfield High School	341
Arapahoe Community College	Cherokee Trail High School	17
Arapahoe Community College	Cherry Creek High School	211
Arapahoe Community College	Colorado Connections Academy	2
Arapahoe Community College	Colorado Provost Academy	2
Arapahoe Community College	Colorado School Deaf and Blind	1
Arapahoe Community College	Colorado Virtual Academy (COVA)	2
Arapahoe Community College	Colorado's Finest Alternative High School	6
Arapahoe Community College	Columbine High School	81
Arapahoe Community College	Denver School of the Arts	42
Arapahoe Community College	Douglas County High School	124
Arapahoe Community College	Eaglecrest High School	1
Arapahoe Community College	East High School	1
Arapahoe Community College	Englewood High School	87
Arapahoe Community College	Expeditionary Learning School	4
Arapahoe Community College	Fred N Thomas Career Education Center	8
Arapahoe Community College	Grandview High School	3
Arapahoe Community College	Greeley Central High School	8
Arapahoe Community College	Greeley West High School	2
Arapahoe Community College	Heritage High School	84
Arapahoe Community College	Highlands Ranch High School	261
Arapahoe Community College	Jim Elliott Schools	1
Arapahoe Community College	John F Kennedy High School	34
Arapahoe Community College	Kiowa High School	1
Arapahoe Community College	Legend High School	327
Arapahoe Community College	Littleton High School	47
Arapahoe Community College	Mountain Vista High School	351
Arapahoe Community College	North High School	1

Institution of Higher Education	High School	Unduplicated Headcount
Arapahoe Community College	Northridge High School	5
Arapahoe Community College	Online High School	7
Arapahoe Community College	Options High School	7
Arapahoe Community College	Options School	3
Arapahoe Community College	Overland High School	4
Arapahoe Community College	P.R.E.P. (Alternative) High School	1
Arapahoe Community College	Ponderosa High School	74
Arapahoe Community College	Rock Canyon High School	137
Arapahoe Community College	Sheridan High School	35
Arapahoe Community College	Smoky Hill High School	24
Arapahoe Community College	Stem Middle & High School	20
Arapahoe Community College	Thomas Jefferson High School	277
Arapahoe Community College	Thunderridge High School	153
Arapahoe Community College	Two Roads Charter School	7
Arapahoe Community College	West High School	1
Colorado Mesa University		945
Colorado Mesa University	No Data*	9
Colorado Mesa University	Bridges	3
Colorado Mesa University	Cedaredge High School	49
Colorado Mesa University	Central High School	88
Colorado Mesa University	Delta High School	118
Colorado Mesa University	Delta Vision School	8
Colorado Mesa University	Fruita Monument High School	184
Colorado Mesa University	Goal Academy	1
Colorado Mesa University	Grand Junction High School	6
Colorado Mesa University	Grande River Virtual Academy	133
Colorado Mesa University	Hotchkiss High School	2
Colorado Mesa University	Delta High School	54
Colorado Mesa University	Mesa Valley Vision Home Cmnty	18
Colorado Mesa University	Middle Park High School	36
Colorado Mesa University	Montrose High School	3
Colorado Mesa University	Norwood High School	5
Colorado Mesa University	Nucla Junior/Senior High School	3
Colorado Mesa University	Olathe High School	50
Colorado Mesa University	Ouray Senior High School	20
Colorado Mesa University	Palisade High School	56
Colorado Mesa University	Paonia High School	35
Colorado Mesa University	Plateau Valley High School	7
Colorado Mesa University	R-5 High School	15
Colorado Mesa University	Ridgway High School	31
Colorado Mesa University	Telluride High School	6

Institution of Higher Education	High School	Unduplicated Headcount
Colorado Mesa University	Valley School	1
Colorado Mesa University	Vision School	1
Colorado Mountain College		881
Colorado Mountain College	No Data*	75
Colorado Mountain College	Alamosa High School	1
Colorado Mountain College	Aurora Central High School	1
Colorado Mountain College	Baker High School	1
Colorado Mountain College	Basalt High School	63
Colorado Mountain College	Battle Mountain High School	193
Colorado Mountain College	Bridges	3
Colorado Mountain College	Buena Vista High School	23
Colorado Mountain College	Chaffee County High School	3
Colorado Mountain College	Coal Ridge High School	63
Colorado Mountain College	Colorado Rocky Mountain school	1
Colorado Mountain College	Cotopaxi Junior-Senior High School	1
Colorado Mountain College	Eagle Valley High School	184
Colorado Mountain College	East High School	1
Colorado Mountain College	Glenwood Springs High School	1
Colorado Mountain College	Grand Valley High School	46
Colorado Mountain College	Lake County High School	19
Colorado Mountain College	Randall High School	1
Colorado Mountain College	Rifle High School	37
Colorado Mountain College	Roaring Fork High School	31
Colorado Mountain College	Rossford High School	1
Colorado Mountain College	Salida High School	21
Colorado Mountain College	South Park High School	1
Colorado Mountain College	Steamboat Springs High School	10
Colorado Mountain College	Summit High School	98
Colorado Mountain College	Telluride High School	1
Colorado Northwestern Community College		489
Colorado Northwestern Community College	No Data*	1
Colorado Northwestern Community College	Branson Undivided High School	3
Colorado Northwestern Community College	Goal Academy	23
Colorado Northwestern Community College	Hayden High School	44
Colorado Northwestern Community College	Hotchkiss High School	100
Colorado Northwestern Community College	Meeker High School	170
Colorado Northwestern Community College	Moffat County High School	21

Institution of Higher Education	High School	Unduplicated Headcount
Colorado Northwestern Community College	Moffat Senior High School	1
Colorado Northwestern Community College	Online High School	30
Colorado Northwestern Community College	Rangely High School	21
Colorado Northwestern Community College	Ridgway High School	26
Colorado Northwestern Community College	Soroco High School	24
Colorado Northwestern Community College	West Grand High School	1
Colorado State University		7
Colorado State University	No Data*	7
Colorado State University - Pueblo		60
Colorado State University - Pueblo	Centennial High School	5
Colorado State University - Pueblo	Central High School	2
Colorado State University - Pueblo	Dolores Huerta Preparatory High School	4
Colorado State University - Pueblo	East High School	15
Colorado State University - Pueblo	Fountain-Fort Carson High School	1
Colorado State University - Pueblo	Goal Academy	2
Colorado State University - Pueblo	Pueblo County High School	10
Colorado State University - Pueblo	Pueblo West High School	3
Colorado State University - Pueblo	Rye High School	1
Colorado State University - Pueblo	South High School	14
Colorado State University - Pueblo	Southern Colorado Early College	3
Community College of Aurora		3,138
Community College of Aurora	No Data*	135
Community College of Aurora	Adams City High School	23
Community College of Aurora	APS Online School	3
Community College of Aurora	Arvada West High School	2
Community College of Aurora	Aurora Central High School	109
Community College of Aurora	Bear Creek High School	2
Community College of Aurora	Branson School Online	2
Community College of Aurora	Branson Undivided High School	1
Community College of Aurora	Chatfield High School	1
Community College of Aurora	Cherokee Trail High School	511
Community College of Aurora	Cherry Creek High School	4
Community College of Aurora	Colorado Virtual Academy (COVA)	1
Community College of Aurora	Dakota Ridge High School	3
Community College of Aurora	DCIS Montbello High School	9
Community College of Aurora	Denver Center for International Studies	1
Community College of Aurora	Denver School of the Arts	10
Community College of Aurora	Eaglecrest High School	118

Institution of Higher Education	High School	Unduplicated Headcount
Community College of Aurora	Fred N Thomas Career Education Center	2
Community College of Aurora	Gateway High School	67
Community College of Aurora	Goal Academy	2
Community College of Aurora	Grandview High School	354
Community College of Aurora	Heritage High School	3
Community College of Aurora	High Tech Early College	26
Community College of Aurora	Hinkley High School	390
Community College of Aurora	Lotus School For Excellence	9
Community College of Aurora	Martin Luther King Middle College	76
Community College of Aurora	Montbello High School	5
Community College of Aurora	Mountain Vista High School	1
Community College of Aurora	New America School	1
Community College of Aurora	Noel Community Arts School	1
Community College of Aurora	Online High School	2
Community College of Aurora	Options School	23
Community College of Aurora	Overland High School	366
Community College of Aurora	Pomona High School	1
Community College of Aurora	Ralston Valley Senior High School	1
Community College of Aurora	Rangeview High School	308
Community College of Aurora	Rock Canyon High School	139
Community College of Aurora	Smoky Hill High School	105
Community College of Aurora	Two Roads Charter School	9
Community College of Aurora	Vista Academy	19
Community College of Aurora	Vista Peak 9-12 Preparatory	129
Community College of Aurora	Aurora West College Prep Academy	122
Community College of Aurora	William Smith High School	50
Community College of Denver		1,855
Community College of Denver	No Data*	72
Community College of Denver	[Prep] Prep Assessment Center	13
Community College of Denver	Abraham Lincoln High School	120
Community College of Denver	Academy Of Urban Learning	3
Community College of Denver	Branson Undivided High School	2
Community College of Denver	Bruce Randolph School	146
Community College of Denver	Collegiate Preparatory Academy	67
Community College of Denver	Colorado High School Charter	5
Community College of Denver	Colorado's Finest Alternative High School	1
Community College of Denver	Contemporary Learning Academy High School	48
Community College of Denver	DCIS Montbello High School	75
Community College of Denver	Denver Center For International Studies	26
Community College of Denver	Denver Ctr 21st Century Learn	1
Community College of Denver	Denver School Of The Arts	3

Institution of Higher Education	High School	Unduplicated Headcount
Community College of Denver	East High School	71
Community College of Denver	Emily Griffith Opportunity School	24
Community College of Denver	Escuela Tlatelolco Charter School	10
Community College of Denver	Excel Academy	14
Community College of Denver	Florence Crittenton High School	2
Community College of Denver	Fred N Thomas Career Education Center	338
Community College of Denver	George Washington High School	36
Community College of Denver	Goal Academy	2
Community College of Denver	Insight School Of Colorado	1
Community College of Denver	John F Kennedy High School	44
Community College of Denver	Kunsmiller Creative Arts Academy	31
Community College of Denver	Legacy High School	1
Community College of Denver	Manual High School	27
Community College of Denver	Martin Luther King Middle College	5
Community College of Denver	Montbello High School	4
Community College of Denver	North High School	125
Community College of Denver	Online High School	20
Community College of Denver	South High School	187
Community College of Denver	Southwest Early College Charter School	237
Community College of Denver	Summit Academy	6
Community College of Denver	Two Roads Charter School	1
Community College of Denver	West High School	98
Fort Lewis College		37
Fort Lewis College	Animas High School	9
Fort Lewis College	Bayfield High School	5
Fort Lewis College	Dolores High School	2
Fort Lewis College	Durango Big Picture High School	1
Fort Lewis College	Durango High School	9
Fort Lewis College	Ignacio High School	3
Fort Lewis College	Mancos High School	7
Fort Lewis College	Montezuma-Cortez High School	1
Front Range Community College		2,451
Front Range Community College	No Data*	238
Front Range Community College	Academy of Charter Schools	19
Front Range Community College	Adams City High School	83
Front Range Community College	Arapahoe Ridge High School	11
Front Range Community College	Auburn High School	1
Front Range Community College	Berthoud High School	101
Front Range Community College	Boulder High School	10
Front Range Community College	Branson Undivided High School	1
Front Range Community College	Brighton High School	32

Institution of Higher Education	High School	Unduplicated Headcount
Front Range Community College	Broomfield High School	2
Front Range Community College	Centaurus High School	1
Front Range Community College	Centennial High School	23
Front Range Community College	Colorado Early College Fort Collins	266
Front Range Community College	Eagle Ridge Academy	132
Front Range Community College	Erie High School	67
Front Range Community College	Fairview High School	1
Front Range Community College	Fort Collins High School	55
Front Range Community College	Fossil Ridge High School	195
Front Range Community College	Frederick Senior High School	54
Front Range Community College	Global Leadership Academy	23
Front Range Community College	Goal Academy	10
Front Range Community College	Harold Ferguson High School	4
Front Range Community College	Hidden lake High School	5
Front Range Community College	Horizon High School	54
Front Range Community College	Insight School of Colorado	2
Front Range Community College	Jefferson Charter Academy Senior High School	116
Front Range Community College	Legacy High School	34
Front Range Community College	Lester R Arnold High School	1
Front Range Community College	Liberty Common Charter School	1
Front Range Community College	Longmont High School	5
Front Range Community College	Loveland High School	69
Front Range Community College	Lyons Middle/Senior High School	5
Front Range Community College	Mapleton Expeditionary School Of The Arts	19
Front Range Community College	Mapleton Preparatory High School	19
Front Range Community College	Mead High School	22
Front Range Community College	Monarch High School	1
Front Range Community College	Mountain Range High School	94
Front Range Community College	Mountain View High School	41
Front Range Community College	New Vista High School	5
Front Range Community College	Niwot High School	10
Front Range Community College	Northglenn High School	8
Front Range Community College	Olde Columbine High School	1
Front Range Community College	Online High School	2
Front Range Community College	Options School	17
Front Range Community College	Pinnacle Charter High School	23
Front Range Community College	Polaris Expeditionary Learning School	41
Front Range Community College	Poudre High School	87
Front Range Community College	Poudre Transition Center	10
Front Range Community College	Prairie View	64
Front Range Community College	PSD Online Academy	2

Institution of Higher Education	High School	Unduplicated Headcount
Front Range Community College	Rocky Mountain High School	63
Front Range Community College	Silver Creek School	10
Front Range Community College	Skyline High School	73
Front Range Community College	SkyView Academy High School	25
Front Range Community College	Standley Lake High School	35
Front Range Community College	Summit Academy	1
Front Range Community College	Thompson Valley High School	72
Front Range Community College	Thornton High School	14
Front Range Community College	Two Roads Charter School	6
Front Range Community College	Westminster High School	35
Front Range Community College	York International	54
Lamar Community College		377
Lamar Community College	Campo Undivided High School	2
Lamar Community College	Cheyenne Wells High School	6
Lamar Community College	Eads High School	11
Lamar Community College	Granada Undivided High School	24
Lamar Community College	Holly Junior-Senior High School	34
Lamar Community College	Kit Carson Junior-Senior High School	6
Lamar Community College	Lamar High School	173
Lamar Community College	Las Animas High School	1
Lamar Community College	McClave Undivided High School	30
Lamar Community College	Plainview Junior-Senior High School	7
Lamar Community College	Pritchett High School	2
Lamar Community College	Springfield High School	35
Lamar Community College	Vilas Undivided High School	5
Lamar Community College	Walsh High School	25
Lamar Community College	Wiley Junior-Senior High School	15
Metropolitan State University of Denver		63
Metropolitan State University of Denver	Abraham Lincoln High School	1
Metropolitan State University of Denver	Castle View High School	1
Metropolitan State University of Denver	Colorado Provost Academy	1
Metropolitan State University of Denver	Colorado Springs Early Colleges	2
Metropolitan State University of Denver	East High School	2
Metropolitan State University of Denver	Emily Griffith Opportunity School	1
Metropolitan State University of Denver	Englewood High School	21
Metropolitan State University of Denver	Martin Luther king Middle College	16
Metropolitan State University of Denver	Overland High School	1

Institution of Higher Education	High School	Unduplicated Headcount
Denver		
Metropolitan State University of Denver	Thomas Jefferson High School	1
Metropolitan State University of Denver	Wheat Ridge High School	1
Morgan Community College		859
Morgan Community College	No Data*	19
Morgan Community College	Arickaree Undivided High School	10
Morgan Community College	Bennett High School	85
Morgan Community College	Bethune Junior-Senior High School	15
Morgan Community College	Branson Undivided High School	1
Morgan Community College	Briggsdale Undivided High School	5
Morgan Community College	Brush High School	73
Morgan Community College	Burlington High School	37
Morgan Community College	Byers Junior-Senior High School	38
Morgan Community College	Cheyenne Wells High School	8
Morgan Community College	Deer Trail Junior-Senior High School	19
Morgan Community College	Flagler Senior High School	11
Morgan Community College	Fort Morgan High School	133
Morgan Community College	Fred N Thomas Career Education Center	1
Morgan Community College	Genoa-Hugo Senior High School	12
Morgan Community College	Haxtun High School	1
Morgan Community College	Hi Plains Undivided High School	9
Morgan Community College	Idalia Junior-Senior High School	3
Morgan Community College	Insight School Of Colorado	1
Morgan Community College	Karval Junior-Senior High School	7
Morgan Community College	Kiowa High School	11
Morgan Community College	Liberty Junior-Senior High School	7
Morgan Community College	Limon Junior-Senior High School	59
Morgan Community College	Lone Star Undivided High School	1
Morgan Community College	Miami/Yoder Junior-Senior High School	5
Morgan Community College	Online High School	1
Morgan Community College	Options School	1
Morgan Community College	Otis Junior-Senior High School	10
Morgan Community College	Prairie Junior-Senior High School	11
Morgan Community College	Strasburg High School	91
Morgan Community College	Stratton Senior High School	12
Morgan Community College	Weld Central Senior High School	96
Morgan Community College	Weld Opportunity High School	1
Morgan Community College	Weldon Valley High School	5
Morgan Community College	Wiggins Junior-Senior High School	24
Morgan Community College	Woodlin Undivided High School	5

Institution of Higher Education	High School	Unduplicated Headcount
Morgan Community College	Wray High School	38
Northeastern Junior College		389
Northeastern Junior College	No Data*	3
Northeastern Junior College	Akron High School	26
Northeastern Junior College	Caliche Junior-Senior High School	31
Northeastern Junior College	Eaton High School	2
Northeastern Junior College	Fleming High School	24
Northeastern Junior College	Haxtun High School	24
Northeastern Junior College	Holyoke Junior-Senior High School	35
Northeastern Junior College	Julesburg High School	23
Northeastern Junior College	Liberty Junior-Senior High School	6
Northeastern Junior College	Lone Star Undivided High School	11
Northeastern Junior College	Merino Junior Senior High School	20
Northeastern Junior College	Peetz Junior-Senior High School	36
Northeastern Junior College	Plateau Valley High School	1
Northeastern Junior College	Prairie Junior-Senior High School	10
Northeastern Junior College	Revere Junior-Senior High School	3
Northeastern Junior College	Simla High School	1
Northeastern Junior College	Sterling High School	85
Northeastern Junior College	Yuma High School	49
Otero Junior College		585
Otero Junior College	No Data*	39
Otero Junior College	Cheraw High School	34
Otero Junior College	Crowley County High School	120
Otero Junior College	Fowler High School	64
Otero Junior College	La Junta Jr/Sr High School	152
Otero Junior College	La Veta Junior-Senior High School	20
Otero Junior College	Las Animas High School	23
Otero Junior College	Loveland High School	1
Otero Junior College	Manzanola Junior-Senior High School	16
Otero Junior College	Online High School	1
Otero Junior College	Rocky Ford High School	71
Otero Junior College	Swink Junior-Senior High School	51
Pikes Peak Community College		1,179
Pikes Peak Community College	No Data*	564
Pikes Peak Community College	21st Century Charter School	23
Pikes Peak Community College	Achieve K12	3
Pikes Peak Community College	Air Academy High School	10
Pikes Peak Community College	Aspen Valley High School	3
Pikes Peak Community College	Bijou School	5
Pikes Peak Community College	Bob Jones Academy	1

Institution of Higher Education	High School	Unduplicated Headcount
Pikes Peak Community College	Branson School Online GED Prep	1
Pikes Peak Community College	Branson Undivided High School	3
Pikes Peak Community College	Calhan High School	8
Pikes Peak Community College	Cheyenne Mountain High School	2
Pikes Peak Community College	CIVA Charter School	2
Pikes Peak Community College	Colorado Early College Fort Collins	1
Pikes Peak Community College	Colorado School Deaf And Blind	3
Pikes Peak Community College	Community Prep Charter School	9
Pikes Peak Community College	Coronado High School	8
Pikes Peak Community College	Discovery Canyon Campus School	2
Pikes Peak Community College	Discovery High School	6
Pikes Peak Community College	Doherty High School	16
Pikes Peak Community College	Edison Junior-Senior High School	26
Pikes Peak Community College	Elizabeth High School	3
Pikes Peak Community College	Ellicott Senior High School	9
Pikes Peak Community College	Falcon High School	83
Pikes Peak Community College	Falcon Virtual Academy	7
Pikes Peak Community College	Fountain-Fort Carson High School	2
Pikes Peak Community College	Globe Charter School	1
Pikes Peak Community College	Goal Academy	25
Pikes Peak Community College	Hanover Junior-Senior High School	1
Pikes Peak Community College	Harrison High School	23
Pikes Peak Community College	Insight School Of Colorado	2
Pikes Peak Community College	Karval Junior-Senior High School	2
Pikes Peak Community College	Kiowa High School	2
Pikes Peak Community College	Lewis-Palmer High School	3
Pikes Peak Community College	Liberty High School	3
Pikes Peak Community College	Manitou Springs High School	9
Pikes Peak Community College	Mesa Ridge High School	2
Pikes Peak Community College	Mitchell High School	18
Pikes Peak Community College	New Horizons Day School	1
Pikes Peak Community College	Nikola Tesla Education Opportunity Center	2
Pikes Peak Community College	Online High School	1
Pikes Peak Community College	Palmer High School	16
Pikes Peak Community College	Palmer Ridge High School	3
Pikes Peak Community College	Peyton High School	3
Pikes Peak Community College	Pine Creek High School	13
Pikes Peak Community College	Rampart High School	7
Pikes Peak Community College	Rio Rancho High School	1
Pikes Peak Community College	Rocky Mountain High School	1
Pikes Peak Community College	Sierra High School	6

Institution of Higher Education	High School	Unduplicated Headcount
Pikes Peak Community College	The Classical Academy High School	162
Pikes Peak Community College	The Colorado Springs School	2
Pikes Peak Community College	The Vanguard School (High)	1
Pikes Peak Community College	Thomas Maclaren State Charter School	1
Pikes Peak Community College	Two Roads Charter School	1
Pikes Peak Community College	Vista Ridge High School	1
Pikes Peak Community College	Wasson High School	41
Pikes Peak Community College	West High School	1
Pikes Peak Community College	Widefield High School	39
Pikes Peak Community College	Woodland Park High School	1
Pueblo Community College		1,191
Pueblo Community College	No Data*	82
Pueblo Community College	Bayfield High School	2
Pueblo Community College	Branson Undivided High School	2
Pueblo Community College	Canon City High School	148
Pueblo Community College	Centennial High School	56
Pueblo Community College	Central High School	60
Pueblo Community College	Cotopaxi Junior-Senior High School	6
Pueblo Community College	Dolores County High School	9
Pueblo Community College	Dolores High School	35
Pueblo Community College	Dolores Huerta Preparatory High School	86
Pueblo Community College	Durango High School	31
Pueblo Community College	East High School	35
Pueblo Community College	Florence High School	10
Pueblo Community College	Goal Academy	127
Pueblo Community College	Ignacio High School	1
Pueblo Community College	Insight School Of Colorado	1
Pueblo Community College	John Mall High School	2
Pueblo Community College	Mancos High School	24
Pueblo Community College	Mitchell High School	1
Pueblo Community College	Montezuma-Cortez High School	55
Pueblo Community College	Pagosa Springs Education Center	1
Pueblo Community College	Pagosa Springs High School	16
Pueblo Community College	Pueblo County High School	89
Pueblo Community College	Pueblo West High School	117
Pueblo Community College	Rye High School	21
Pueblo Community College	South High School	118
Pueblo Community College	Southern Colorado Early College	53
Pueblo Community College	Southwest Open Charter School	5

Institution of Higher Education	High School	Unduplicated Headcount
Red Rocks Community College		1,349
Red Rocks Community College	No Data*	125
Red Rocks Community College	Alameda High School	18
Red Rocks Community College	Arapahoe High School	1
Red Rocks Community College	Arvada High School	79
Red Rocks Community College	Arvada West High School	78
Red Rocks Community College	Bear Creek High School	80
Red Rocks Community College	Brady Exploration School	8
Red Rocks Community College	Branson Undivided High School	3
Red Rocks Community College	Chaparral High School	1
Red Rocks Community College	Chatfield High School	46
Red Rocks Community College	Citizens High School	1
Red Rocks Community College	Clear Creek High School	3
Red Rocks Community College	Collegiate Charter Academy	1
Red Rocks Community College	Colorado Connections Academy	1
Red Rocks Community College	Colorado's Finest Alternative High School	1
Red Rocks Community College	Columbine High School	48
Red Rocks Community College	Compass Secondary Montessori Charter School	6
Red Rocks Community College	Conifer Senior High School	162
Red Rocks Community College	Dakota Ridge Senior High School	42
Red Rocks Community College	Douglas County High School	1
Red Rocks Community College	East High School	1
Red Rocks Community College	Evergreen High School	122
Red Rocks Community College	Gilpin County Undivided High School	13
Red Rocks Community College	Golden High School	70
Red Rocks Community College	Green Mountain High School	43
Red Rocks Community College	Heritage High School	1
Red Rocks Community College	Highlands Ranch High School	1
Red Rocks Community College	Jefferson Charter Academy Senior High School	2
Red Rocks Community College	Jefferson County Open High School	8
Red Rocks Community College	Jefferson High School	113
Red Rocks Community College	Lakewood High School	58
Red Rocks Community College	McLain Community High School	13
Red Rocks Community College	New America School	4
Red Rocks Community College	Online High School	1
Red Rocks Community College	Options School	1
Red Rocks Community College	Platte Canyon High School	12
Red Rocks Community College	Pomona High School	45
Red Rocks Community College	Ralston Valley Senior High School	35
Red Rocks Community College	Rock Canyon High School	14
Red Rocks Community College	Southwest Early College Charter School	1

Institution of Higher Education	High School	Unduplicated Headcount
Red Rocks Community College	Standley Lake High School	19
Red Rocks Community College	Two Roads Charter School	14
Red Rocks Community College	Warren Occupation Technical Center	23
Red Rocks Community College	Wheat Ridge High School	29
Trinidad State Junior College		556
Trinidad State Junior College	No Data*	304
Trinidad State Junior College	Aguilar Junior-Senior High School	1
Trinidad State Junior College	Alamosa High School	55
Trinidad State Junior College	Antonito High School	2
Trinidad State Junior College	Branson Undivided High School	5
Trinidad State Junior College	Centauri High School	42
Trinidad State Junior College	Center High School	11
Trinidad State Junior College	Del Norte High School	15
Trinidad State Junior College	Goal Academy	4
Trinidad State Junior College	Hoehne High School	38
Trinidad State Junior College	John Mall High School	17
Trinidad State Junior College	Kim High School	2
Trinidad State Junior College	Limon Junior-Senior High School	1
Trinidad State Junior College	Monte Vista On-Line Academy	1
Trinidad State Junior College	Monte Vista Senior High School	1
Trinidad State Junior College	Primero Junior-Senior High School	18
Trinidad State Junior College	Sanford Junior/Senior High School	2
Trinidad State Junior College	Sangre de Cristo Undivided High School	10
Trinidad State Junior College	Sargent Junior-Senior High School	2
Trinidad State Junior College	Sierra Grande Senior High School	7
Trinidad State Junior College	South High School	1
Trinidad State Junior College	Trinidad High School	27
University of Colorado Boulder		32
University of Colorado Boulder	No Data*	17
University of Colorado Boulder	Boulder High School	6
University of Colorado Boulder	Fairview High School	2
University of Colorado Boulder	Jefferson Charter Academy Senior High School	1
University of Colorado Boulder	Monarch High School	1
University of Colorado Boulder	New Vista High School	3
University of Colorado Boulder	Niwot High School	1
University of Colorado Boulder	Options School	1
University of Colorado Colorado Springs		54
University of Colorado Colorado Springs	No Data*	3
University of Colorado Colorado Springs	Branson Undivided High School	1
University of Colorado	Colorado Springs Early Colleges	10

Institution of Higher Education	High School	Unduplicated Headcount
Colorado Springs		
University of Colorado Colorado Springs	Coronado High School	1
University of Colorado Colorado Springs	Discovery Canyon Campus School	1
University of Colorado Colorado Springs	Doherty High School	1
University of Colorado Colorado Springs	Edison Junior-Senior High School	6
University of Colorado Colorado Springs	Fountain-Fort Carson High School	2
University of Colorado Colorado Springs	Lewis-Palmer High School	1
University of Colorado Colorado Springs	Manitou Springs High School	14
University of Colorado Colorado Springs	Peyton High School	1
University of Colorado Colorado Springs	Sierra High School	1
University of Colorado Colorado Springs	TCA College Pathways	2
University of Colorado Colorado Springs	The Classical Academy High School	1
University of Colorado Colorado Springs	The Colorado Springs School	2
University of Colorado Colorado Springs	Woodland Park High School	1
University of Colorado Denver		2
University of Colorado Denver	Cherry Creek High School	1
University of Colorado Denver	Rock Canyon High School	1
University of Northern Colorado		24
University of Northern Colorado	No Data*	9
University of Northern Colorado	Platte Valley High School	14
University of Northern Colorado	Windsor High School	1
Western State Colorado University		172
Western State Colorado University	No Data*	10
Western State Colorado University	Colorado Virtual Academy (COVA)	1
Western State Colorado University	Crested Butte Community School	3
Western State Colorado University	Golden High School	42
Western State Colorado University	Gunnison High School	27
Western State Colorado University	Ignacio High School	1
Western State Colorado University	John F Kennedy High School	3
Western State Colorado University	Martin Luther King Middle College	64
Western State Colorado University	North High School	2
Western State Colorado University	Norwood High School	2
Western State Colorado University	Pagosa Springs High School	11
Western State Colorado University	Thomas Jefferson High School	7
Grand Total		19,306

Appendix B: 2013-2014 Concurrent Enrollment Headcount, By School District

*Information is suppressed for districts with fewer than 16 total students in 9th through 12th grade.

School District	Number of Students in Concurrent Enrollment	Percent of 9 th -12 th Graders in Concurrent Enrollment
Academy 20	202	2%
Adams 12 Five Star Schools	252	2%
Adams County 14	106	5%
Adams-Arapahoe 28J	1,241	12%
Aguilar Reorganized 6	1	3%
Akron R-1	26	24%
Alamosa RE-11J	78	14%
Archuleta County 50 JT	27	7%
Arickaree R-2	10	34%
Arriba-Flagler C-20	11	22%
Ault-Highland RE-9	1	0%
Bayfield 10 JT-R	7	2%
Bennett 29J	85	27%
Bethune R-5	15	41%
Big Sandy 100J	1	1%
Boulder Valley RE 2	43	0%
Branson Reorganized 82	23	14%
Briggsdale RE-10	10	17%
Brush RE-2(J)	73	15%
Buena Vista R-31	26	8%
Buffalo RE-4	20	20%
Burlington RE-6J	37	16%
Byers 32J	38	5%
Calhan RJ-1	8	5%
Campo RE-6	*	*
Canon City RE-1	148	14%
Centennial BOCES	1	1%
Centennial R-1	4	8%
Center 26 JT	12	6%
Charter School Institute	565	12%
Cheraw 31	34	49%
Cherry Creek 5	1,706	11%
Cheyenne County RE-5	11	20%
Cheyenne Mountain 12	6	0%
Clear Creek RE-1	3	1%
Colorado School for the Deaf and Blind	3	3%
Colorado Springs 11	127	2%
Cotopaxi RE-3	7	13%

School District	Number of Students in Concurrent Enrollment	Percent of 9 th -12 th Graders in Concurrent Enrollment
Crowley County RE-1-J	120	79%
Deer Trail 26J	19	39%
Del Norte C-7	15	12%
Delta County 50(J)	266	18%
Denver County 1	2,257	10%
Dolores County RE No.2	9	17%
Dolores RE-4A	37	18%
Douglas County RE 1	1,838	10%
Durango 9-R	40	4%
Eads RE-1	11	22%
Eagle County RE 50	374	20%
East Grand 2	36	10%
East Otero R-1	152	41%
Eaton RE-2	76	14%
Edison 54 JT	31	25%
Elizabeth C-1	3	0%
Ellicott 22	9	3%
Englewood 1	101	11%
Expeditionary BOCES	4	4%
Falcon 49	91	1%
Fort Morgan RE-3	133	14%
Fountain 8	5	0%
Fowler R-4J	63	56%
Fremont RE-2	10	2%
Frenchman RE-3	24	34%
Garfield 16	46	16%
Garfield RE-2	100	8%
Genoa-Hugo C113	12	31%
Gilpin County RE-1	13	14%
Granada RE-1	24	35%
Greeley 6	290	5%
Gunnison Watershed RE1J	30	6%
Hanover 28	1	1%
Harrison 2	31	1%
Haxtun RE-2J	24	24%
Hayden RE-1	23	20%
Hi-Plains R-23	9	24%
Hoehne Reorganized 3	38	33%
Holly RE-3	34	42%
Holyoke RE-1J	35	19%

School District	Number of Students in Concurrent Enrollment	Percent of 9 th -12 th Graders in Concurrent Enrollment
Huerfano RE-1	19	15%
Idalia RJ-3	3	9%
Ignacio 11 JT	4	2%
Jefferson County R-1	1,799	7%
Johnstown-Milliken RE-5J	26	3%
Julesburg RE-1	23	5%
Karval RE-23	*	*
Kim Reorganized 88	*	*
Kiowa C-2	14	16%
Kit Carson R-1	6	18%
La Veta RE-2	20	34%
Lake County R-1	19	7%
Lamar RE-2	173	41%
Las Animas RE-1	25	22%
Lewis-Palmer 38	7	0%
Liberty J-4	8	44%
Limon RE-4J	60	43%
Littleton 6	345	7%
Lone Star 101	11	55%
Mancos RE-6	27	24%
Manitou Springs 14	23	4%
Manzanola 3J	16	32%
Mapleton 1	143	6%
Mc Clave RE-2	30	33%
Meeker RE1	100	56%
Mesa County Valley 51	481	8%
Miami/Yoder 60 JT	5	6%
Moffat 2	23	45%
Moffat County RE:No 1	170	32%
Monte Vista C-8	15	4%
Montezuma-Cortez RE-1	61	7%
Montrose County RE-1J	53	3%
North Conejos RE-1J	44	14%
Norwood R-2J	7	8%
Otis R-3	10	19%
Ouray R-1	20	37%
Park County RE-2	1	1%
Pawnee RE-12	4	16%
Peyton 23 JT	4	2%
Plainview RE-2	7	37%

School District	Number of Students in Concurrent Enrollment	Percent of 9 th -12 th Graders in Concurrent Enrollment
Plateau RE-5	36	58%
Plateau Valley 50	7	3%
Platte Canyon 1	12	4%
Platte Valley RE-7	48	13%
Poudre R-1	478	6%
Prairie RE-11	17	30%
Primero Reorganized 2	18	31%
Pritchett RE-3	*	*
Pueblo City 60	390	8%
Pueblo County 70	293	11%
Rangely RE-4	30	26%
Revere School District	3	9%
Ridgway R-2	33	31%
Roaring Fork RE-1	102	6%
Rocky Ford R-2	72	35%
Salida R-32	21	7%
Sanford 6J	3	3%
Sangre De Cristo RE-22J	10	11%
Sargent RE-33J	6	5%
School District 27J	228	5%
Sheridan 2	35	8%
Sierra Grande R-30	10	14%
South Conejos RE-10	2	3%
South Routt RE 3	26	23%
Springfield RE-4	35	37%
St Vrain Valley RE 1J	248	3%
Steamboat Springs RE-2	10	1%
Strasburg 31J	91	27%
Stratton R-4	12	33%
Summit RE-1	97	12%
Swink 33	51	51%
Telluride R-1	7	3%
Thompson R2-J	353	7%
Trinidad 1	28	12%
Valley RE-1	116	18%
Vilas RE-5	*	*
Walsh RE-1	25	54%
Weld County RE-1	3	1%
Weld County S/D RE-8	36	6%
Weld County School District RE-3J	120	19%

School District	Number of Students in Concurrent Enrollment	Percent of 9 th -12 th Graders in Concurrent Enrollment
Weldon Valley RE-20(J)	5	7%
West End RE-2	3	5%
West Grand 1-JT	24	21%
Westminster 50	40	1%
Widefield 3	47	2%
Wiggins RE-50(J)	24	17%
Wiley RE-13 JT	15	19%
Windsor RE-4	10	1%
Woodland Park RE-2	2	0%
Woodlin R-104	5	17%
Wray RD-2	38	21%
Yuma 1	49	22%

Appendix C: 2013-2014 Concurrent Enrollment Headcount, by Race/Ethnicity

Institution of Higher Education	Asian	African American (non-Hispanic)	Hawaiian or Pacific Islander	Hispanic	Native American or Alaskan Native	Unknown Ethnicity	White (non-Hispanic)	More than one race/ethnicity (non-Hispanic)	Non-Resident Alien
Two-Year Institutions	558	660	46	3,900	116	1,750	10,307	710	392
Aims Community College	8	5	1	211	1	44	605	16	
Arapahoe Community College	138	85	8	342	13	204	2,440	145	15
Colorado Northwestern Community College	3	1	2	46	3	62	359	9	4
Community College of Aurora	215	337	14	855	18	198	1,247	234	26
Community College of Denver	43	133	7	732	17	427	235	62	205
Front Range Community College	79	19	5	463	14	99	1,636	80	57
Lamar Community College		1		111	3	32	213	6	15
Morgan Community College	3	8		104		131	598	6	12
Northeastern Junior College	1			48	1	28	300	8	3
Otero Junior College	3	5		203	4	22	326	19	4
Pikes Peak Community College	16	43	7	147	4	158	746	53	13
Pueblo Community College	10	11	2	266	24	124	720	42	8
Red Rocks Community College	43	16		230	9	67	927	35	25
Trinidad State Junior College	2			171	7	164	210	5	8
Four-Year Institutions	30	14	1	369	10	592	1,298	32	2
Adams State University		1		34		11	22		
Colorado Mesa University	13	5		107	6	46	755	15	
Colorado Mountain College	7		1	155	3	365	348	5	
Colorado State University				1		1	5		
Colorado State University - Pueblo	3	1		18		7	29	3	
Fort Lewis College				5	1		29	1	1
Metropolitan State University of Denver	2	3		24		13	19	2	
University of Colorado Boulder	3			2		2	20	4	1
University of Colorado Colorado Springs	2	1		6		6	39	2	
University of Colorado Denver	1						1		
University of Northern Colorado				8		1	15		
Western State Colorado University		4		11		142	16		
Grand Total	587	671	47	4,235	126	2,338	11,513	739	394

Notes: Includes Concurrent Enrollment and does not include ASCENT. Counts may differ based upon multiple enrollments and descriptive reporting. A nonresident alien is a person who is not a citizen or national of the United States and who is in this country on a visa or temporary basis and does not have the right to remain indefinitely.

Appendix D. 2013-2014 Concurrent Enrollment Headcount, by Gender

Institution of Higher Education	Female	Male	No Gender Data
Two-Year Institutions	9,737	8,560	61
Aims Community College	483	396	9
Arapahoe Community College	1,729	1,656	1
Colorado Northwestern Community College	278	206	5
Community College of Aurora	1,622	1,503	14
Community College of Denver	1,029	810	17
Front Range Community College	1,350	1,101	2
Lamar Community College	199	178	1
Morgan Community College	460	398	7
Northeastern Junior College	235	154	
Otero Junior College	306	279	
Pikes Peak Community College	673	508	
Pueblo Community College	653	538	
Red Rocks Community College	629	721	
Trinidad State Junior College	289	264	5
Four-Year Institutions	1,362	959	10
Adams State University	43	25	
Colorado Mesa University	565	370	10
Colorado Mountain College	509	372	
Colorado State University	2	5	
Colorado State University - Pueblo	39	21	
Fort Lewis College	21	16	
Metropolitan State University of Denver	35	28	
University of Colorado Boulder	15	17	
University of Colorado Colorado Springs	28	26	
University of Colorado Denver	2	0	
University of Northern Colorado	13	11	
Western State Colorado University	99	73	
Grand Total	10,985	9,452	71
Note: Includes Concurrent Enrollment and does not include ASCENT. Counts may differ based upon multiple enrollments and descriptive reporting.			

This page is left blank intentionally.