



**COLORADO**

Department of  
Higher Education



**COLORADO**

Department of Education

**ANNUAL REPORT ON  
CONCURRENT ENROLLMENT  
2014-2015 School Year**

May 2016

---

## Table of Contents

---

<b>Introduction</b>	5
<b>Highlights</b>	7
<b>Summary of Dual Enrollment Programs</b>	8
<b>Concurrent Enrollment Participation, Demographics, and Academic Success</b>	11
Partnership Summary	11
Participation Growth	11
Participation by Districts and High Schools	13
Accelerating Students through Concurrent Enrollment (ASCENT)	16
Concurrent Enrollment Demographics	18
Academic Success	19
Remedial Courses	19
Career and Technical Education Courses	22
Postsecondary Credentials	23
<b>Outcomes of Dual Enrollment Programs</b>	24
<b>Next Steps</b>	24
<b>Attachment A: Reporting Requirements and Data Availability</b>	26
<b>Appendices</b>	27
Appendix A: 2014-2015 Concurrent Enrollment Headcount, By Institutions of Higher Education and High Schools	27
Appendix B: 2014-2015 Concurrent Enrollment Headcount, By School District	46
Appendix C: 2014-2015 Enrollment Headcount for the ASCENT Program, by District	51
Appendix D: 2014-2015 Concurrent Enrollment Headcount, by Race/Ethnicity	52
Appendix E: 2013-2014 Concurrent Enrollment Headcount, by Gender	53

## List of Tables and Figures

---

Table 1: High School Dual Enrollment Summary .....	8
Figure 1: High School Dual Enrollment Summary, by Program .....	9
Table 2: 2014-2015 Dual Enrollment Participation, By Higher Education Institution .....	9
Table 3: Concurrent Enrollment Programs 2014-2015, Prior-Year Comparison .....	12
Table 4a: Top 10 Districts Participating in Concurrent Enrollment, by Percentage of High School Students in Concurrent Enrollment .....	13
Table 4b: Top 10 Schools Participating in Concurrent Enrollment, by Student Headcount .....	14
Table 4c: Top 10 Districts Participating in Concurrent Enrollment, by Student Headcount .....	14
Figure 2: Map of School Districts Participating in Concurrent Enrollment.....	15
Figure 3: Map of School Districts Participating in ASCENT, 2014-15.....	16
Table 5a: ASCENT Participation, by Race/Ethnicity .....	17
Table 5b: ASCENT Participation, by Gender.....	17
Table 5c: ASCENT Participation, by FRL Status .....	17
Table 6a: Concurrent Enrollment Participation, by Race/Ethnicity .....	18
Table 6b: Concurrent Enrollment Participation, by Gender .....	18
Table 7: Concurrent Enrollment Credit Hours Attempted and Passed .....	20
Table 8: Remedial Concurrent Enrollment Course Participation and Credit Hours Attempted and Passed .....	21
Table 9: Career and Technical Education (CTE) Concurrent Enrollment Participation .....	22
Table 10: Concurrent Enrollment and ASCENT Postsecondary Credential-Seeking Students .....	23
Table 11: Concurrent Enrollment and ASCENT Postsecondary Credential Completion.....	23

This report was prepared by the Colorado Department of Higher Education (DHE) and the Colorado Department of Education (CDE) and was submitted to the Education Committees of the Senate and House of Representatives pursuant to C.R.S. §22-35-112. For more information contact:

Michael Vente, Research and Information Policy Officer at the Colorado Department of Higher Education, at [michael.vente@dhe.state.co.us](mailto:michael.vente@dhe.state.co.us)

Beth Bean, Chief Research Officer at the Colorado Department of Higher Education, at [beth.bean@dhe.state.co.us](mailto:beth.bean@dhe.state.co.us)

Misti Ruthven, Director of Postsecondary Readiness at the Colorado Department of Education, at [ruthven\\_m@cde.state.co.us](mailto:ruthven_m@cde.state.co.us)

Michelle Camacho Liu, Office of Postsecondary Readiness at the Colorado Department of Education, at 303-866-6596 or by email at [liu\\_m@cde.state.co.us](mailto:liu_m@cde.state.co.us)

## Introduction

---

Expanding pathways from high school to higher education is essential for Colorado to reach its state goals of increasing college completion rates, closing the attainment gap, and decreasing high school dropout rates.<sup>1</sup> As part of the Colorado Commission on Higher Education Master Plan, the Commission has set a goal of reaching 66 percent postsecondary credential attainment for Colorado citizens aged 25-34 by 2025.<sup>2</sup> In order to reach this goal, the state utilizes several strategies which contribute to continued student success.

Dual enrollment is one strategy states across the country are using to cultivate seamless P-20 pathways and increase credential completion. Dual enrollment programs provide high school students the opportunity to enroll in college-level courses and earn credit at no cost to them for tuition. These programs help students develop the knowledge, skills and abilities necessary to be postsecondary and workforce ready. Research indicates that dual enrollment students are more likely to enroll and persist in college than their peers and are less likely to need remedial education once in college.<sup>3</sup>

### *Data and Definitions*

Pursuant to statute (C.R.S. §22-35-112), the Colorado Department of Higher Education (DHE) and the Colorado Department of Education (CDE) have prepared this report.<sup>4</sup> The data in this report provide a descriptive summary of students in Colorado's public education system who participated in dual enrollment programs in the 2014-2015 academic year.

This report summarizes:

1. The number of local education providers and institutions of higher education that have entered into cooperative agreements;
2. Number of public school students participating in Concurrent Enrollment, ASCENT and other dual enrollment programs;
3. Demographic information of students that participated in Concurrent Enrollment;
4. The total number and percentage of students that passed Concurrent Enrollment courses during the 2014-2015 school year;

---

<sup>1</sup> [\*Colorado Competes: A Completion Agenda for Higher Education\*](#). Colorado Commission on Higher Education, October 2012.

<sup>2</sup> Ibid.

<sup>3</sup> [\*The Effects of Concurrent Enrollment on the College-Going and Remedial Education Rates of Colorado's High School Students\*](#). Colorado Department of Higher Education. March 2014.

<sup>4</sup> See *Attachment A* for an overview of the reporting requirements.

“Dual enrollment” is used in this report to refer to the broad array of programs available to high school students that allow them to take college-level courses for credit. In this report, the capitalized version of “Concurrent Enrollment” refers only to the statewide programs created by House Bill 09-1319 and detailed in the Concurrent Enrollment Programs Act (C.R.S. §22-35-101 et seq.).

The Concurrent Enrollment Programs Act defines Concurrent Enrollment as the “simultaneous enrollment of a qualified student in a local education provider and in one or more postsecondary courses, including academic or career and technical education courses, which may include course work related to apprenticeship programs or internship, at an institution of higher education” (C.R.S. §22-35-103, updated 2015).

Data reported here are collected through the DHE Student Unit Record Data System (SURDS), unless otherwise noted. This report does not include data on Postsecondary Enrollment Options (PSEO), Fasttrack, or other dual programs not described in House Bill 09-1319 as these dual enrollment programs were phased out in July of 2012 or are institution specific.

## Highlights

---

- Statewide, 35,713 students participated in dual enrollment programs of any type in the 2014-2015 academic year. This represents nearly 30 percent of all 11<sup>th</sup> and 12<sup>th</sup> graders in public high schools in Colorado.
- Concurrent Enrollment continues to see sustained increases in participation, up 13 percent statewide with 23,127 students participating in 2014-2015.
- Participation in dual enrollment programs in 2014-15 increased by 15 percent overall from the previous year.
- Denver Public Schools had the most students participating in Concurrent Enrollment by headcount, while Karval RE-23 School District had the highest percentage of students participating in Concurrent Enrollment out of all Colorado school districts.
- Statewide, 94 percent of school districts and 84 percent of high schools offer Concurrent Enrollment programs.
- Compared to the prior year, participation in Concurrent Enrollment programs increased dramatically among Hispanic students (26 percent increase), African American students (30 percent increase), and Native American/Alaskan Native students (39 percent increase).
- In 2014-15, high school students attempted a total of 198,375 Concurrent Enrollment credit hours. The average number of credit hours attempted per student was 8.6, with an average of 8 hours passed.
- A large majority of the Concurrent Enrollment hours taken by students—93 percent— were passed in 2014-15. This is an improvement from the previous year's complete pass rate of 89 percent.
- Participation in remedial Concurrent Enrollment courses is 8.6 percent of the Concurrent Enrollment total, representing 2,054 students. Only students in their 12<sup>th</sup> grade year may take remedial Concurrent Enrollment courses.
- More than 1,200 students in Concurrent Enrollment programs earned some type of postsecondary credential in 2014-15.
- Participation in ASCENT increased by 11 percent from the previous year, with over 460 students participating statewide in 2014-15.
- More than half of students who participated in ASCENT in 2014-15 were Hispanic, a minority group that is historically underrepresented in postsecondary education. One of the goals of the ASCENT program is to increase the percentage of traditionally underserved students who participate in postsecondary education.
- According to previous DHE research, students who participated in dual enrollment programs in high school had higher college enrollment rates, first-year credit hour accumulation, grade point averages, and retention rates in college.
- A previous DHE study found that participation in dual enrollment is associated with a 23 percent increase in the likelihood of enrolling in college and a 10 percent decrease in the need for remediation, holding gender, income, race/ethnicity, and ACT scores constant.

## Summary of Dual Enrollment Programs

Table 1 provides a summary of the different dual enrollment programs in the state during the past three academic years.

During the academic year 2014-15, 35,713 high school students participated in Concurrent Enrollment, ASCENT or other dual enrollment programs, representing nearly 30 percent of all 11<sup>th</sup> and 12<sup>th</sup> graders. This number was an increase of more than 4,600 students from 2013-14, or a 15 percent increase in dual enrollment participation overall. The highest area of participation growth in 2014-15 was in Concurrent Enrollment programs at 2- & 4-year Institutions, which saw an increase of nearly 13 percent. Concurrent Enrollment program participation data at Area Technical Colleges (ATCs) is included for the first time in this year's report. While ATCs have been able to provide Concurrent Enrollment to students in prior years, specific participation data was previously unavailable. These schools provided 883 students with Concurrent Enrollment opportunities in the 2014-2015 academic year which contributes to the overall increase seen this year. The largest number of students is in the Concurrent Enrollment program—as defined in House Bill 09-1319—with 67 percent of dual enrollment students participating in the program (see Figure 1). The "Other High School Dual Enrollment Programs" category includes individually, institutionally designed dual enrollment programs. This category saw a 10 percent increase in the number of students enrolled (Table 1).

*Nearly 30 percent of 11<sup>th</sup> and 12<sup>th</sup> graders in public high schools participate in dual enrollment programs.*

**Table 1: High School Dual Enrollment Summary<sup>5</sup>**

Program Type	Unduplicated Student Count Academic Year 2012-2013	Unduplicated Student Count Academic Year 2013-2014	Unduplicated Student Count Academic Year 2014-2015	Change from 2013-14 to 2014-15
Concurrent Enrollment 2- & 4-year Institutions	17,873	20,488	23,127	+12.8%
Area Technical Colleges	-	-	883	NA
ASCENT Program	291	415	462	+11.3%
Other High School Dual Enrollment Programs	8,771	10,189	11,241	+10.3%
<b>Total</b>	<b>26,935</b>	<b>31,092</b>	<b>35,713</b>	<b>+14.9%</b>

Note: Concurrent Enrollment program numbers include students at early college high schools. ASCENT counts are from CDE's October Count data.

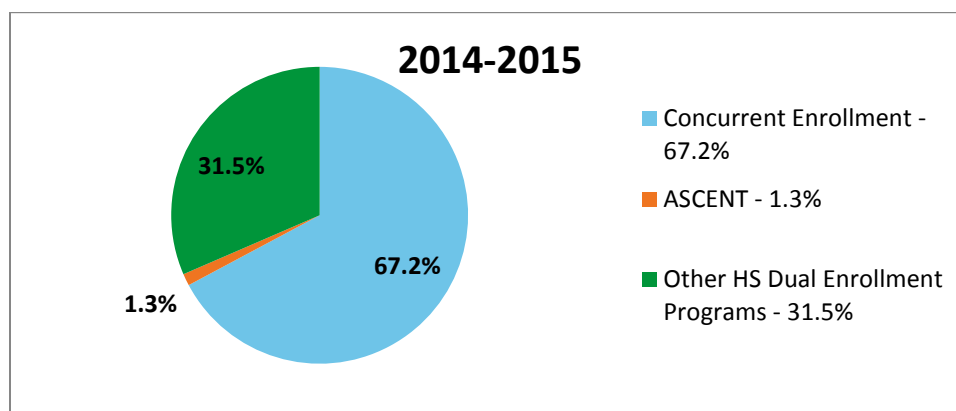
Data for ATCs not available for 2012-13 or 2013-14. All counts for ATCs fall within the statutory definition of Concurrent Enrollment.

<sup>5</sup> Data throughout the report are from the Department of Higher Education's Student Unit Record Data (SURDS), unless otherwise noted.



Table 2 displays participation in dual enrollment programs by institution of higher education. The two-year institutions that served the most high school students in the 2014-15 academic year were Arapahoe Community College, with 3,614 students followed by the Community College of Aurora, with 3,339 students. Of the Area Technical Colleges, Pickens Technical College served the most high school students with 604 students. Of the four-year institutions offering dual enrollment programs, the University of Colorado Denver served 4,878 students primarily through their institutionally-developed dual enrollment program.

**Figure 1. High School Dual Enrollment Summary, by Program**



**Table 2: 2014-2015 Dual Enrollment Participation, by Higher Education Institution**

Note: All counts at each level unduplicated. Totals in each section may not equal grand total.

Public Institution of Higher Education	Concurrent Enrollment (HB09-1319)	ASCENT	Other HS Dual Enrollment Program	Total All Programs
<b>Two-Year Institutions</b>				
Aims Community College	1,196	4	86	1,286
Arapahoe Community College	3,480	11	123	3,614
Colorado Northwestern Community College	502	0	54	556
Community College of Aurora	3,231	78	30	3,339
Community College of Denver	2,502	40	113	2,655
Front Range Community College	3,015	71	185	3,271
Lamar Community College	368	11	17	396
Morgan Community College	807	1	3	811
Northeastern Junior College	405	0	15	420
Otero Junior College	567	0	0	567
Pikes Peak Community College	1,896	39	203	2,138
Pueblo Community College	1,233	15	30	1,278
Red Rocks Community College	1,482	22	122	1,626
Trinidad State Junior College	683	2	41	726
<b>Two-Year Total</b>	<b>20,878</b>	<b>291</b>	<b>1,019</b>	<b>22,188</b>

Public Institution of Higher Education	Concurrent Enrollment (HB09-1319)	ASCENT	Other HS Dual Enrollment Program	Total All Programs
<b>Area Technical Colleges (ATCs)</b>				
Delta-Montrose Technical College	47	0	0	47
Emily Griffith Technical College	232	0	0	232
Pickens Technical College	604	0	0	604
<b>ATC Total</b>	<b>883</b>	<b>0</b>	<b>0</b>	<b>883</b>

Public Institution of Higher Education	Concurrent Enrollment (HB09-1319)	ASCENT	Other HS Dual Enrollment Program	Total All Programs
<b>Four-Year Institutions</b>				
Adams State University	59	2	1,411	1,472
Colorado Mesa University	698	19	101	818
Colorado Mountain College	851	0	564	1,415
Colorado School of Mines	0	0	7	7
Colorado State University	12	0	0	12
Colorado State University - Pueblo	512	2	1,195	1,709
Fort Lewis College	42	0	0	42
Metropolitan State University of Denver	99	2	5	106
University of Colorado Boulder	26	0	43	69
University of Colorado Colorado Springs	52	0	1,881	1,933
University of Colorado Denver	4	0	4,874	4,878
University of Northern Colorado	26	0	500	526
Western State Colorado University	349	0	0	349
<b>Four-Year Total</b>	<b>2,645</b>	<b>25</b>	<b>10,283</b>	<b>12,911</b>
<b>Grand Total</b>	<b>24,010</b>	<b>462</b>	<b>11,240</b>	<b>35,713</b>

Note: All institutional data in Table 2, including ASCENT data, are from DHE's SURDS. Totals include unduplicated counts from DHE's SURDS. Grand Total ASCENT counts are from CDE's October Count data. Also, as Colorado Mesa University (CMU) includes a two-year college, Western Colorado Community College (WCCC), as part of its system, some of the concurrent enrollment students counted here may be enrolled in WCCC, and not CMU's four-year program.

The remainder of this report will summarize Concurrent Enrollment and ASCENT programs as described in House Bill 09-1319. "Other" dual enrollment programs will not be hereafter reported.

### *Partnership Summary*

A local education provider (LEP) that seeks to allow students to participate in Concurrent Enrollment must enter into a cooperative agreement with an institution of higher education per C.R.S. §22-25-104. The Concurrent Enrollment Programs Act defines a local education provider as a school district, a board of cooperative services (BOCES), a district charter school, or an institute charter school. In 2014-15, 26 public institutions of higher education and 226 LEPs had cooperative agreements in place using the Concurrent Enrollment model per C.R.S. §22-25-104. These totals may include duplicates as one LEP can have cooperative agreements with multiple institutions of higher education. Institutions of higher education and LEPs with cooperative agreements may differ from data on participation as agreements vary in terms of length. Additionally, institutions are asked to submit agreements to the DHE and those agreements may not have yet been received.

### *Participation Growth*

The Concurrent Enrollment program continues to see sustained increases in participation. During the 2014-15 school year, 2,639 more students participated in the Concurrent Enrollment program than in the previous year. As reported last year, the increase from 2012-13 to 2013-14 was 2,810 students. This year's report also includes Concurrent Enrollment counts from Area Technical Colleges (883 students). This is the first year the Concurrent Enrollment counts from the ATCs were included in the report and have been separated out to better compare numbers from this year and last year. The data indicate that while participation statewide continues to increase, the rate of growth has slowed. One factor contributing to the slowed rate of growth could be the steady number of school districts participating in Concurrent Enrollment. Currently, 94 percent of school districts and 84 percent of high schools in Colorado participate in Concurrent Enrollment which is a slight increase from last year's participation.

Table 3 displays the unduplicated student count for Concurrent Enrollment participation by institutions of higher education for the last two years. Pikes Peak Community College had the largest increase of students enrolled (+716), with a total of 1,896 students participating. Colorado State University - Pueblo had the largest participation increase of four-year institutions, with 452 more students participating in 2014-15 than in the previous school year. A total of 29 public institutions of higher education served Concurrent Enrollment students in 2014-15. See Appendix A for an unduplicated count of students by institution and high school.

**Table 3: Concurrent Enrollment Programs 2014-2015, Prior-Year Comparison**

Public Institutions of Higher Education	Number of Students, 2013-14 Academic Year	Number of Students, 2014-15 Academic Year	Change in number of students
<b>Two-Year Public Institutions</b>			
Aims Community College	888	1,196	+308
Arapahoe Community College	3,386	3,480	+94
Colorado Northwestern Community College	489	502	+13
Community College of Aurora	3,138	3,231	+93
Community College of Denver	1,855	2,502	+647
Front Range Community College	2,451	3,015	+564
Lamar Community College	377	368	-9
Morgan Community College	859	807	-52
Northeastern Junior College	389	405	+16
Otero Junior College	585	567	-18
Pikes Peak Community College	1,180	1,896	+716
Pueblo Community College	1,191	1,233	+42
Red Rocks Community College	1,350	1,482	+132
Trinidad State Junior College	558	683	+125
<b>Four-Year Public Institutions</b>			
Adams State University	68	59	-9
Colorado Mesa University	945	698	-247
Colorado Mountain College	881	851	-30
Colorado State University	7	12	+5
Colorado State University - Pueblo	60	512	+452
Fort Lewis College	37	42	+5
Metropolitan State University of Denver	63	99	+36
University of Colorado Boulder	32	26	-6
University of Colorado Colorado Springs	54	52	-2
University of Colorado Denver	2	4	+2
University of Northern Colorado	24	26	+2
Western State Colorado University	172	349	+177
<b>Total</b>	<b>20,488</b>	<b>23,127</b>	<b>2,639</b>

Note: Counts throughout the report may differ based upon multiple enrollments and descriptive reporting. As Colorado Mesa University does include a two-year college as a part of its system, some of the concurrent enrollment students counted here may be enrolled in the two-year program, not the four-year program.

Note: Data from ATCs not included since data was not available for schools in 2013-14.

### ***Participation by Districts and High Schools***

A total of 2 BOCES and 167 school districts participated in Concurrent Enrollment in 2014-15, which represents 94 percent of school districts in Colorado. See Figure 2 for a visual display of participating districts and Appendix B for a complete list of Concurrent Enrollment headcount and participation rates by school district. Additionally, 407 high schools had at least one student participating in Concurrent Enrollment, representing about 84 percent of all Colorado high schools.

Table 4a lists the top 10 school districts with the highest percentage of high school students participating in Concurrent Enrollment. Karval School District RE-23, a small rural district, tops the list with 100 percent of its students taking Concurrent Enrollment courses. All top participating school districts in Table 4a are classified by CDE as small rural districts.<sup>6</sup>

**Table 4a: Top 10 Participating Rural Districts in Concurrent Enrollment, by Percentage of High School Students in Concurrent Enrollment, 2014-2015**

<b>District</b>	<b>Number of Students in Concurrent Enrollment (Unduplicated Headcount)</b>	<b>Percent of 9th-12th Graders in Concurrent Enrollment</b>
Karval School District RE-23	9	100%
Crowley County School District	114	75%
Moffat 2	37	73%
Edison 54 JT	88	72%
Swink School District	65	65%
Liberty J-4	11	61%
Fowler R-4J	67	59%
Meeker RE1	97	54%
La Veta RE-2	28	47%
Cheraw 31	32	46%

Note: Percentage of 9<sup>th</sup>-12<sup>th</sup> grade students is based on CDE's October Count data.

Tables 4b and 4c highlight the top 10 schools and school districts with the highest number of students participating in Concurrent Enrollment by headcount. When looking at Concurrent Enrollment participation by student headcount, the state's larger schools and districts have the highest participation numbers. Grandview High School tops the high school list. Two of the high schools in Table 4b are new this year to the top 10 list for high school participation: South High School and Fred N. Thomas Career Education Center (CEC). In Table 4c, Denver Public Schools remains at the top spot on the list of the top 10 school districts participating in Concurrent Enrollment by headcount for the third year. Thompson R2-J School District was new on the top 10 list for the 2014-15 school year.

---

<sup>6</sup> CDE's definition of rural schools: "A Colorado school district is determined to be rural giving consideration to the size of the district, the distance from the nearest large urban/urbanized area, and having a student enrollment of approximately 6,500 students or less. Small rural districts are those districts meeting these same criteria and having a student population of less than 1,000 students." [www.cde.state.co.us](http://www.cde.state.co.us)

**Table 4b: Top 10 Schools Participating in Concurrent Enrollment, by Student Headcount  
2014-2015**

District/Institute	School	Unduplicated Headcount
Cherry Creek Schools	Grandview High School	627
Colorado Charter School Institute (CSI)	Colorado Early College Fort Collins	486
Cherry Creek Schools	Overland High School	448
Cherry Creek Schools	Cherokee Trail High School	440
Jeffco Public Schools	Chatfield High School	409
Douglas County School District	Mountain Vista High School	383
Douglas County School District	Legend High School	337
Denver Public Schools	South High School	333
Aurora Public Schools	Hinkley High School	318
Denver Public Schools	Fred N. Thomas Career Education Center (CEC)	316

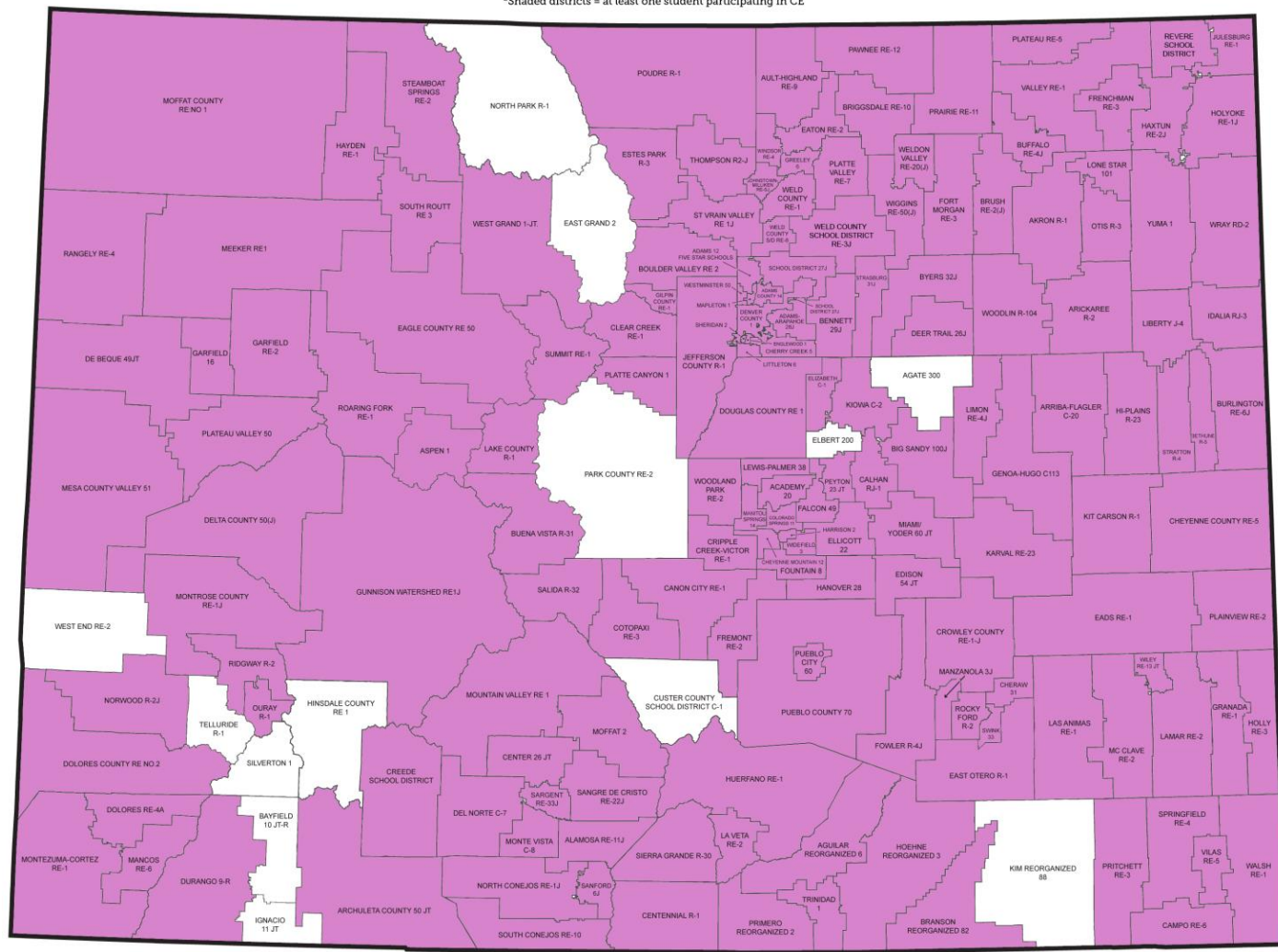
**Table 4c: Top 10 Participating Districts in Concurrent Enrollment, by Student Headcount  
2014-2015**

District	Number of Schools Within the District with CE Programs	Unduplicated Headcount
Denver Public Schools	33	2,848
Douglas County School District	12	1,966
Jeffco Public Schools	29	1,960
Cherry Creek Schools	7	1,905
Aurora Public Schools (Adam-Arapahoe 28J)	9	1,004
Colorado Charter School Institute (CSI)	8	635
Pueblo County 70	5	534
Poudre School District	10	497
Thompson R2-J	5	455
Mesa County Valley School District 51	7	447

**Figure 2. Map of School Districts Participating in Concurrent Enrollment, 2014-15**  
Shaded districts have at least one student in Concurrent Enrollment.

**Colorado Concurrent Enrollment Map 2014-15**

\*Shaded districts = at least one student participating in CE



Produced by the Colorado Department of Education Web Management Team - August 2014

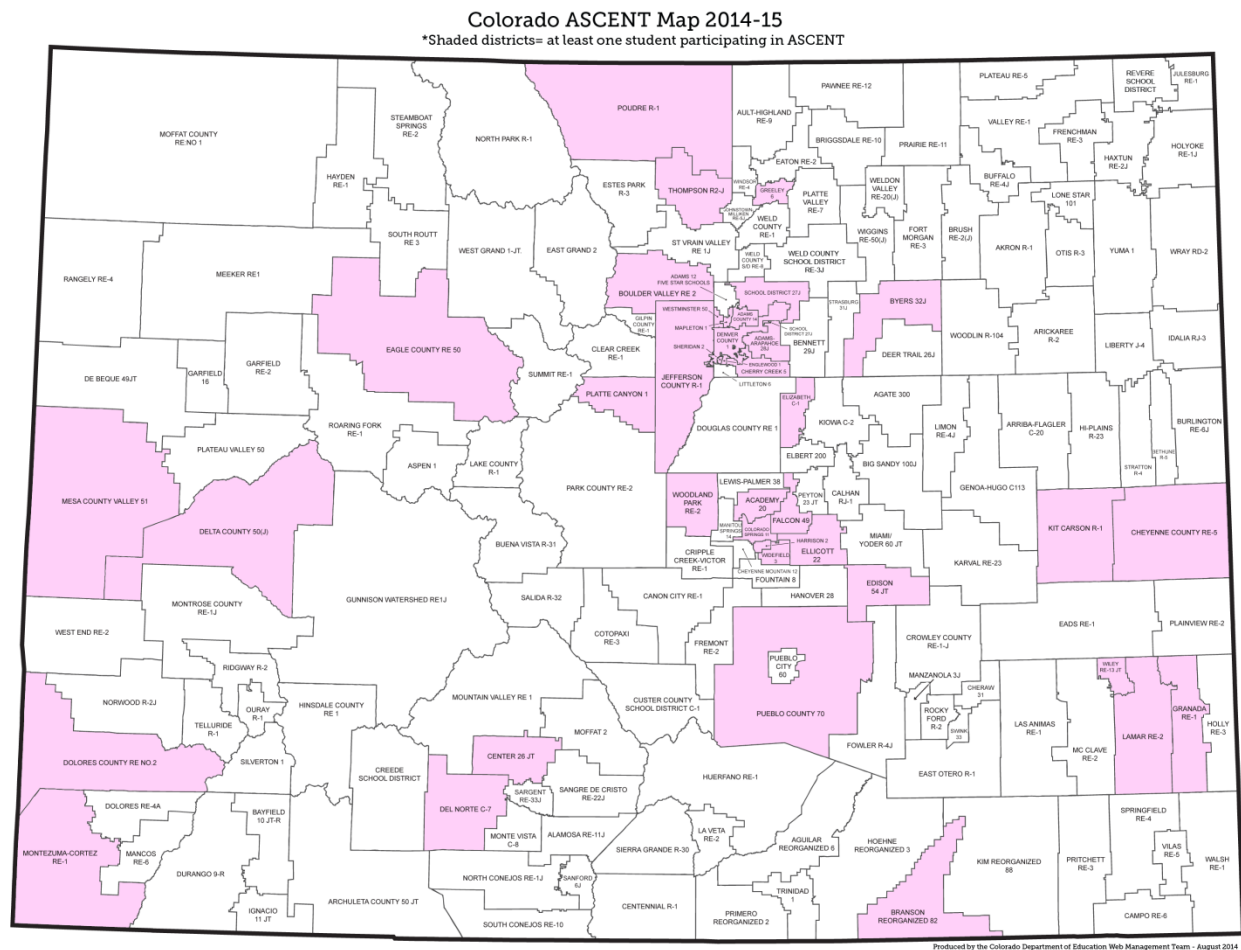


### *Accelerating Students through Concurrent ENrollment (ASCENT)*

The ASCENT program provides an opportunity for students to continue to participate in Concurrent Enrollment in the year directly following the student's twelfth grade year or a fifth year of high school. Forty (40) districts, an additional twelve (12) from the 2013-14 year, participated in this program with a total enrollment of 462 students. Appendix C provides a list of the districts and the unduplicated headcount of students who participated in the ASCENT program using data that was obtained through the Colorado Department of Education's October Count.

CDE October Count data was used in this section of the report in order to align with the amount of funding received by districts/LEPs for ASCENT participation. As students can participate part-time, the unduplicated headcount may be larger than the total FTE funded by the legislature.

**Figure 3. Map of School Districts Participating in ASCENT, 2014-15**





### ***ASCENT Demographics***

Per C.R.S. §22-35-108, students eligible to participate in ASCENT must have completed twelve postsecondary credit hours prior to the completion of the twelfth-grade year, and not be in need of basic skills coursework in their selected pathway. ASCENT students must also be selected for participation by the school principal and accepted into a postsecondary degree program.

One of the objectives of the ASCENT program is to increase the percentage of students who participate in postsecondary education, especially among low-income and traditionally underserved populations (C.R.S. §22-35-108). Tables 5a and 5b provide information on ASCENT participation by race/ethnicity and gender. Over half of students who participated in ASCENT in 2014-15 were Hispanic, a minority group that is historically underrepresented in postsecondary education. Similar to Concurrent Enrollment participation, more females participated in ASCENT than males.

**Table 5a: ASCENT Participation, by Race/Ethnicity, 2014-2015**

<b>Race/Ethnicity</b>	<b>2014-2015 Percent of Students</b>
Asian	< 5%
African American	< 5%
Hawaiian or Pacific Islander	0%
Hispanic	51.5%
Native American/Alaskan Native	< 5%
White	40.3%
More than one race/ethnicity	< 5%

**Table 5b: ASCENT Participation, by Gender, 2014-2015**

<b>Gender</b>	<b>2014-2015 Percent of Students</b>
Female	58.2%
Male	41.8%

Table 5c outlines ASCENT participation by students' eligibility for free or reduced priced lunch (FRL). More than thirty percent of ASCENT students were eligible for free or reduced priced lunch, with the majority of these students qualifying for free lunch.

**Table 5c: ASCENT Participation, by FRL Status, 2014-2015**

<b>FRL Eligibility Status</b>	<b>2014-2015 Percent of Students</b>
Free Lunch	25.5%
Reduced Lunch	5.8%
Not Eligible	66.2%

## Concurrent Enrollment Demographics

Table 6a provides information on Concurrent Enrollment participation by race/ethnicity. The number of Hispanics students—Colorado’s largest minority group—participating in Concurrent Enrollment increased by 26 percent from 2013-14 to 2014-15. Additionally, participation by African American students and Native American/Alaskan Native students increased by 30 percent and 39 percent respectively. Overall, since the beginning of Concurrent Enrollment in 2009, the program has seen significant diversification, and the composition of the Concurrent Enrollment program continues to closely resemble the composition of public high schools in Colorado. Table 6b displays Concurrent Enrollment participation by gender. Over the last two school years more females have participated in Concurrent Enrollment than males.

**Table 6a: Concurrent Enrollment Participation, by Race/Ethnicity, 2014-2015**

Race/Ethnicity	2013-2014 Academic Year Number/Percent		2014-2015 Academic Year Number/Percent		Percent Change in Number of Students
Asian	587	3%	654	3%	+11%
African American	671	3%	870	4%	+30%
Hawaiian or Pacific Islander	47	0.2%	53	0.2%	+13%
Hispanic	4,235	21%	5,344	22%	+26%
Native American/Alaskan Native	126	1%	175	1%	+39%
Unknown/Did not wish to Answer	2,338	11%	2,465	10%	+5%
White	11,513	56%	13,399	55%	+16%
More than one race/ethnicity	739	4%	837	3%	+13%
Nonresident Alien	394	2%	443	2%	+12%

Note: Includes Concurrent Enrollment and does not include ASCENT. Counts may differ based upon multiple enrollments and descriptive reporting. A nonresident alien is a person who is not a citizen or national of the United States and who is in this country on a visa or temporary basis and does not have the right to remain indefinitely.

**Table 6b: Concurrent Enrollment Participation, by Gender, 2014-2015**

Gender	2013-2014 Academic Year Number/Percent		2014-2015 Academic Year Number/Percent		Percent Change in Number of Students
Female	10,985	54%	13,007	54%	+18%
Male	9,452	46%	10,971	46%	+16%
No Gender Data	71	0.3%	29	0.1%	-59%

Note: Includes Concurrent Enrollment and does not include ASCENT. Counts may differ based upon multiple enrollments and descriptive reporting. Headcount enrollments, by ethnicity and gender, for each participating higher education institution are available in Appendices D and E.

### ***Academic Success***

Table 7 details the number of credit hours attempted and the number of credit hours passed for Concurrent Enrollment students by institution of higher education. In 2014-15, high school students attempted a total of 198,375 Concurrent Enrollment credit hours, up from 167,050 hours in the previous year. The average number of credit hours attempted by Concurrent Enrollment students was 8.6, with an average of 8 hours passed.

A large majority of the Concurrent Enrollment hours taken by students—93 percent— were passed in 2014-15. This is an improvement from the 2013-14 school year pass rate of 89 percent. The pass rate for the 2012-13 school year was 84 percent.

### ***Remedial Courses***

Table 8 details student participation in basic skills, or remedial, Concurrent Enrollment courses. Per C.R.S. §22-25-104, a student may concurrently enroll in basic skills courses only if the student is enrolled in the 12<sup>th</sup> grade.

Out of all Concurrent Enrollment students, 2,054 students, or 8.6 percent, enrolled in remedial courses compared to 6.5 percent in the previous year. Data in this year's report includes College Composition and Reading (CCR) courses as part of the list of remedial courses. The inclusion of CCR courses is a new addition for this year's report and was not included in previous reports.

In order to more accurately compare participation over time, counts for 2013-2014 have been updated in Table 8 and the 6.5 percent figure above to include students in CCR courses. The addition of these courses was part of the remedial redesign spearheaded by the Colorado Community College System however they are not considered Supplemental Academic Instruction (SAI). The CCR courses capture many students who would have been in either English or Reading remedial courses.

Both Community College of Aurora and Community College of Denver saw the largest increases. Community College of Denver enrolls more than half (56%) of all remedial Concurrent Enrollment students. Utilizing dual enrollment for remedial courses helps students successfully complete developmental education prior to college enrollment. This enables students to immediately enter college-level, credit-bearing courses and be on their way to earning a postsecondary credential.

**Table 7: Concurrent Enrollment Credit Hours Attempted and Passed  
2014-2015**

Public Institution of Higher Education	Number of Students, 2014-15 Academic Year	Total Hours Attempted	Total Hours Passed	Pass Rate
<b>Two-Year Institutions</b>				
Aims Community College	1,196	8,905	8,414	94%
Arapahoe Community College	3,480	20,325	19,651	97%
Colorado Northwestern Community College	502	5,303	4,447	84%
Community College of Aurora	3,231	21,438	19,426	91%
Community College of Denver	2,502	17,804	14,248	80%
Front Range Community College	3,015	22,609	21,454	95%
Lamar Community College	368	5,155	5,076	98%
Morgan Community College	807	9,759	9,559	98%
Northeastern Junior College	405	3,988	3,890	98%
Otero Junior College	567	5,596	5,445	97%
Pikes Peak Community College	1,896	25,217	23,185	92%
Pueblo Community College	1,233	13,092	11,836	90%
Red Rocks Community College	1,482	15,098	14,315	95%
Trinidad State Junior College	683	5,830	5,636	97%
<b>Four-Year Institutions</b>				
Adams State University	59	863	729	84%
Colorado Mesa University	698	4,083	4,034	99%
Colorado Mountain College	851	6,891	6,761	98%
Colorado State University	12	61	61	100%
Colorado State University - Pueblo	512	3,059	2,735	89%
Fort Lewis College	42	369	358	97%
Metropolitan State University of Denver	99	513	444	87%
University of Colorado Boulder	26	185	178	96%
University of Colorado Colorado Springs	52	492	488	99%
University of Colorado Denver	4	46	41	89%
University of Northern Colorado	26	155	155	100%
Western State Colorado University	349	1,543	1,513	98%
<b>Total</b>	<b>23,127</b>	<b>198,375</b>	<b>184,007</b>	<b>93%</b>

**Table 8: Remedial Concurrent Enrollment Course Participation  
and Credit Hours Attempted and Passed**

Public Institution of Higher Education	Number of Students 2013-2014 <sup>7</sup>	Number of Students 2014-2015	Total Hours Attempted 2014-2015	Total Hours Passed 2014-2015	Pass Rate 2014-2015
<b>Two-Year Public Institutions</b>					
Aims Community College	30	12	55	43	78%
Arapahoe Community College	205	112	550	466	85%
Colorado Northwestern Community College	60	55	351	276	79%
Community College of Aurora	219	445	2,222	1,703	77%
Community College of Denver	498	1,148	7,809	5,446	70%
Front Range Community College	48	69	481	413	86%
Lamar Community College	8	14	56	56	100%
Northeastern Junior College	32	22	106	91	86%
Otero Junior College	1	16	68	64	94%
Pikes Peak Community College	62	27	120	83	69%
Pueblo Community College	57	75	335	238	71%
Red Rocks Community College	16	3	21	12	57%
Trinidad State Junior College	16	25	116	95	82%
<b>Four-Year Public Institutions</b>					
Adams State University	3	2	48	33	69%
Colorado Mesa University	33	17	72	68	94%
Colorado State University - Pueblo	0	2	8	8	100%
Western State Colorado University	50	1	3	3	100%
<b>Total</b>	<b>1,341</b>	<b>2,054</b>	<b>12,421</b>	<b>9,098</b>	<b>73%</b>

Note: Figures for 2014-15 include CCR courses. This is the first year CCR courses were included in DHE reports.

<sup>7</sup> Counts for 2013-2014 include students in CCR courses which were not included in last year's report.  
Concurrent Enrollment 2014-2015

### *Career and Technical Education Courses*

Per C.R.S. §22-35-103, Concurrent Enrollment students have the opportunity to take postsecondary career and technical education (CTE) courses and earn credit that can be applied toward a technical certificate or degree. In 2014-15, nearly 9,900 students participated in CTE Concurrent Enrollment courses, which represent more than 40% of all Concurrent Enrollment students. Table 9, below, displays the number of students by institution of higher education. Arapahoe Community College served the most students with CTE Concurrent Enrollment programs—nearly 2,100 students—in 2014-15.

Providing opportunities for CTE courses as part of dual enrollment offerings is a recognized strategy to help improve outcomes for traditionally underserved students. The CTE pathways in Colorado provide additional options for students to earn postsecondary credentials, and offering CTE through Concurrent Enrollment allows students to get a head start on those pathways.

**Table 9: Career and Technical Education (CTE) Concurrent Enrollment Participation  
2014-2015**

<b>Public Institutions of Higher Education</b>	<b>Number of Students in CTE Concurrent Enrollment Courses</b>
Aims Community College	619
Arapahoe Community College	2,089
Colorado Mesa University	254
Colorado Mountain College	161
Colorado Northwestern Community College	150
Community College of Aurora	1,093
Community College of Denver	645
Front Range Community College	1,226
Lamar Community College	119
Morgan Community College	189
Northeastern Junior College	97
Otero Junior College	310
Pikes Peak Community College	950
Pueblo Community College	576
Red Rocks Community College	1,128
Trinidad State Junior College	274
<b>Total</b>	<b>9,880</b>

\* Area Technical Colleges may also offer CTE Concurrent Enrollment courses, but those data were currently unavailable for this report.

### *Postsecondary Credentials*

Table 10 shows how many Concurrent Enrollment and ASCENT students are seeking a postsecondary credential while in high school. Overall, 11,791 students registered for their courses in a specific credential program. Most students are seeking an Associate of Arts or Associate of Science degree.

**Table 10: Concurrent Enrollment and ASCENT Postsecondary Credential-Seeking Students  
2014-2015**

Credential Type	Concurrent Enrollment Students	ASCENT Students	Total Students
Certificate (less than 1 year)	768	13	781
Certificate (at least 1 year, less than 2)	271	3	274
Associates Applied Science	1,716	38	1,754
Associates of General Studies	1,123	35	1,158
Associate Degree (AA or AS)	7,596	182	7,778
Bachelor of Arts Degree	27	19	46
<b>Total credential-seeking</b>	<b>11,501</b>	<b>290</b>	<b>11,791</b>
Not credential-seeking	12,447	43	12,490

Note: ASCENT numbers are from DHE's SURDS.

Table 11 displays the number and type of credentials actually earned by high school students participating in the Concurrent Enrollment or ASCENT programs during the 2014-15 academic year. Through Concurrent Enrollment or ASCENT programs, 1,231 students earned some type of postsecondary credential in 2014-15. This is a 29 percent increase over last year's total credential completion number (956).

**Table 11: Concurrent Enrollment and ASCENT Postsecondary Credential Completion  
2014-2015**

Credential Type	Total Students, 2014-2015	Total Students, 2013-2014	Change from previous year
Certificate (less than 1 year)	919	734	+185
Certificate (at least 1 year, less than 2)	62	29	+33
Associates Applied Science	9	10	-1
Associates of General Studies	29	29	0
Associate Degree (AA or AS)	212	154	+58
<b>Total</b>	<b>1,231</b>	<b>956</b>	<b>+275</b>

Note: ASCENT numbers are from DHE's SURDS.

## Outcomes of Dual Enrollment Programs

---

The last two prior Concurrent Enrollment reports included an inferential analysis section which examined the effect participation in dual enrollment programs has on student matriculation to, and performance in, college.

The findings show better outcomes on all indicators for dual enrollment students as compared to students who did not take dual enrollment courses. The 2014 study found that participation in dual enrollment is associated with a 23 percent increase in the likelihood of enrolling in college and a 10 percent decrease in the need for remediation, holding gender, income, race/ethnicity, and ACT scores constant.<sup>8</sup>

Additionally, students participating in dual enrollment had higher earned cumulative credit hours, higher first-year grade point averages and more students returned for their second year of college. These promising findings for all students, regardless of background factors, place concurrent enrollment as a main strategy for closing the attainment gap and increasing credential completion.

## Next Steps

---

As CDE and CDHE strive to support school districts and higher education institutions in expanding and enhancing Concurrent Enrollment and ASCENT programs, continued support is planned for the following activities.

### ***Support establishing and strengthening partnerships between districts and postsecondary institutions.***

Pursuant to statute § 22-35-107 (6)(c), CDE and DHE are working to provide guidance so that all school districts have adequate resources to enter into at least one cooperative agreement. Targeted support can be provided to districts not currently participating in Concurrent Enrollment, with specific focus on those that participated in previous years, to determine and support interest in beginning and continuing to offer this opportunity. This could include site visits to discuss alignment of Concurrent Enrollment with district postsecondary readiness goals, provide implementation resources and example practices, and examine potential barriers to participation, as well as convening districts with their local institutions of higher education to explore partnership opportunities.

---

<sup>8</sup> [\*The Effects of Concurrent Enrollment on the College-Going and Remedial Education Rates of Colorado's High School Students.\*](#) Colorado Department of Higher Education. March 2014.



***Encourage growth and success of Concurrent Enrollment.***

With the high number of partnerships already in place, there is increased need for technical assistance to expand and strengthen existing partnerships. Areas that have been identified as priorities for improving partnerships include streamlining processes between partners, increasing number of high school teachers approved to teach Concurrent Enrollment courses, and outlining roles and responsibilities.

***Clarifying guidance on qualifications for high school teachers to teach Concurrent Enrollment.***

Offering college courses through the state's legislated Concurrent Enrollment program on high school campuses, taught by high school teachers, increases students' access to Concurrent Enrollment, while also often decreasing the financial burden for districts. High school teachers seeking approval from institutions of higher education to teach Concurrent Enrollment courses must meet the same hiring requirements as other faculty at that institution of higher education. Guidance on these requirements is needed to provide clear and consistent information for interested districts and teachers. Additionally, there is a need to explore ways in which to increase the pathways for current or upcoming high school teachers to meet these requirements in a timely and financially feasible manner.

## Attachment A: Reporting Requirements and Data Availability

Reporting Requirement	Source	Data Availability from 2014-2015 Academic Year (AY)
The number and names of local education providers and institutions of higher education that have entered into cooperative agreements	Institutions of Higher Education through Department of Higher Education	Used institutional data for 2014-15 AY.
The number of qualified students who participated in a concurrent enrollment program in the previous school year, including subtotals for each local education provider and each institution of higher education	Department of Higher Education	Used SURDS data for 2014-15 AY.
Demographic information about qualified students who participated in a concurrent enrollment program in the previous school year	Department of Higher Education	Used SURDS data for 2014-15 AY.
The total number of credit hours completed at each institution of higher education by qualified students who participated in a concurrent enrollment program in the previous school year	Department of Higher Education	Used SURDS data for 2014-15 AY.
The total number of basic skills courses completed at each institution of higher education in the previous school year by qualified students participating in a concurrent enrollment program	Department of Higher Education	Used SURDS data for 2014-15 AY.
The total tuition costs paid by local education providers to institutions of higher education in the previous school year on behalf of qualified students who participated in dual enrollment programs in the previous school year, including subtotals for each local education provider and each institution of higher education	Local Education Provider Request or Institution of Higher Education Request.	Data currently not available based on higher education tuition breakdowns and structures.
The total number of qualified students designated by the department as ASCENT program participants in the previous school year	Colorado Department of Education / Department of Higher Education	Used CDE & SURDS data for 2014-15 AY.
The postsecondary degree and certificate programs in which ASCENT program participants were concurrently enrolled in the previous school year, including subtotals indicating how many ASCENT program participants concurrently enrolled in each postsecondary degree and certificate program	Department of Higher Education	Used SURDS data for 2014-15 AY.
Data indicating the total number and percentages of qualified students who failed to complete at least one course in which they concurrently enrolled	Department of Higher Education	Used SURDS data for 2014-15 AY.
To the extent possible, data indicating the total number and percentage of qualified students who concurrently enrolled in college courses who have completed a postsecondary degree	Department of Higher Education	Used SURDS data for 2014-15 AY.

**Appendix A: 2014-2015 Concurrent Enrollment Headcount, By Institutions of Higher Education and High Schools**

No data indicates that there was not a high school associated with the student data submitted by the institution of higher education to the Department of Higher Education.

Note: A breakdown for Area Technical Colleges (ATCs) is not available due to data limitations.

<b>Institution of Higher Education</b>	<b>High School</b>	<b>Unduplicated Headcount</b>
<b>Adams State University</b>		<b>59</b>
Adams State University	Alamosa High School	21
Adams State University	Byron Syring Delta Center	1
Adams State University	Centauri High School	4
Adams State University	Centennial High School	4
Adams State University	Center High School	1
Adams State University	Colorado Provost Academy	1
Adams State University	Crestone Charter School	7
Adams State University	Del Norte High School	7
Adams State University	Goal Academy	3
Adams State University	Monte Vista On-Line Academy	1
Adams State University	Monte Vista Senior High School	5
Adams State University	Sanford Junior/Senior High School	1
Adams State University	Sierra Grande Senior High School	3
<b>Aims Community College</b>		<b>1,196</b>
Aims Community College	No Data*	5
Aims Community College	Berthoud High School	9
Aims Community College	Branson School Online GED Prep	2
Aims Community College	Briggsdale Undivided High School	11
Aims Community College	Centennial BOCES HS	6
Aims Community College	Centennial High School	16
Aims Community College	Colorado Early College Fort Collins	346
Aims Community College	Eaton High School	58
Aims Community College	Engage Online Academy	1
Aims Community College	Estes Park High School	11
Aims Community College	Fort Collins High School	47
Aims Community College	Fort Lupton High School	32
Aims Community College	Fossil Ridge High School	2
Aims Community College	Frontier Charter Academy	42
Aims Community College	Goal Academy	5
Aims Community College	Greeley Central High School	38
Aims Community College	Greeley West High School	60
Aims Community College	Harold Ferguson High School	1
Aims Community College	Highland High School	3
Aims Community College	Insight School of Colorado	2
Aims Community College	Jefferson High School	14

Aims Community College	Loveland High School	10
Aims Community College	Monte Vista On-Line Academy	1
Aims Community College	Mountain View High School	15
Aims Community College	Northridge High School	87
Aims Community College	Options School	7
Aims Community College	Pawnee Junior-Senior High School	4
Aims Community College	Platte Valley High School	33
Aims Community College	Poudre High School	35
Aims Community College	Prairie Junior-Senior High School	6
Aims Community College	Rocky Mountain Digital Academy	1
Aims Community College	Rocky Mountain High School	6
Aims Community College	Roosevelt High School	26
Aims Community College	Thompson Valley High School	51
Aims Community College	Union Colony Preparatory School	63
Aims Community College	University Schools	27
Aims Community College	Valley High School	33
Aims Community College	Weld Central Senior High School	71
Aims Community College	Windsor High School	12
<b>Arapahoe Community College</b>		<b>3,480</b>
Arapahoe Community College	No Data*	273
Arapahoe Community College	Arapahoe High School	186
Arapahoe Community College	Artios Preparatory Academy	1
Arapahoe Community College	Branson Undivided High School	2
Arapahoe Community College	Castle View High School	149
Arapahoe Community College	Chaparral High School	87
Arapahoe Community College	Chatfield High School	368
Arapahoe Community College	Cherokee Trail High School	22
Arapahoe Community College	Cherry Creek High School	187
Arapahoe Community College	Colorado Connections Academy	1
Arapahoe Community College	Colorado Early College Fort Collins	2
Arapahoe Community College	Colorado Early Colleges Douglas County	7
Arapahoe Community College	Colorado Prep Academy	1
Arapahoe Community College	Colorado Provost Academy	1
Arapahoe Community College	Colorado's Finest Alternative High School	25
Arapahoe Community College	Columbine High School	25
Arapahoe Community College	Dakota Ridge Senior High School	1
Arapahoe Community College	Denver Center for International Studies	1
Arapahoe Community College	Denver School of the Arts	15
Arapahoe Community College	Douglas County High School	52
Arapahoe Community College	Eagle Academy	1
Arapahoe Community College	Eaglecrest High School	4

Arapahoe Community College	Early Colleges High School	2
Arapahoe Community College	Englewood High School	106
Arapahoe Community College	Excel Academy	1
Arapahoe Community College	Expeditionary Learning School	4
Arapahoe Community College	Fred N Thomas Career Education Center	16
Arapahoe Community College	Grandview High School	31
Arapahoe Community College	Heritage High School	81
Arapahoe Community College	Highlands Ranch High School	262
Arapahoe Community College	Jim Elliott Schools	3
Arapahoe Community College	John F Kennedy High School	41
Arapahoe Community College	Legend High School	337
Arapahoe Community College	Littleton High School	17
Arapahoe Community College	Mountain Vista High School	379
Arapahoe Community College	Online High School	13
Arapahoe Community College	Options High School	2
Arapahoe Community College	Options School	3
Arapahoe Community College	Overland High School	52
Arapahoe Community College	Ponderosa High School	66
Arapahoe Community College	Rock Canyon High School	152
Arapahoe Community College	Rock Solid High School	4
Arapahoe Community College	Sheridan High School	39
Arapahoe Community College	Smoky Hill High School	13
Arapahoe Community College	South High School	1
Arapahoe Community College	Stem Middle & High School	55
Arapahoe Community College	Thomas Jefferson High School	232
Arapahoe Community College	Thunderridge High School	173
Arapahoe Community College	Two Roads Charter School	4
Arapahoe Community College	Vista Peak 9-12 Preparatory	1
<b>Colorado Mesa University</b>		<b>698</b>
Colorado Mesa University	No Data*	4
Colorado Mesa University	Bridges	5
Colorado Mesa University	Caprock Academy	1
Colorado Mesa University	Cedaredge High School	3
Colorado Mesa University	Central High School	66
Colorado Mesa University	Colorado Connections Academy	1
Colorado Mesa University	De Beque Undivided High School	1
Colorado Mesa University	Delta High School	42
Colorado Mesa University	Delta Vision School	5
Colorado Mesa University	Fruita Monument High School	169
Colorado Mesa University	Goal Academy	5
Colorado Mesa University	Golden High School	1

Colorado Mesa University	Grand Junction High School	144
Colorado Mesa University	Grande River Virtual Academy	4
Colorado Mesa University	Hotchkiss High School	52
Colorado Mesa University	Mesa Valley Vision Home Cmnty	19
Colorado Mesa University	Montrose High School	1
Colorado Mesa University	Norwood High School	6
Colorado Mesa University	Olathe High School	40
Colorado Mesa University	Ouray Senior High School	12
Colorado Mesa University	Palisade High School	50
Colorado Mesa University	Paonia High School	8
Colorado Mesa University	Plateau Valley High School	2
Colorado Mesa University	R-5 High School	10
Colorado Mesa University	Ridgway High School	46
Colorado Mesa University	Vista Charter School	1
<b>Colorado Mountain College</b>		<b>851</b>
Colorado Mountain College	No Data*	48
Colorado Mountain College	Aspen High School	1
Colorado Mountain College	Baker High School	1
Colorado Mountain College	Basalt High School	15
Colorado Mountain College	Battle Mountain High School	196
Colorado Mountain College	Bridges	2
Colorado Mountain College	Buena Vista High School	56
Colorado Mountain College	Chaffee County High School	10
Colorado Mountain College	Coal Ridge High School	120
Colorado Mountain College	Cotopaxi Junior-Senior High School	1
Colorado Mountain College	Eagle Valley High School	137
Colorado Mountain College	Glenwood Springs High School	4
Colorado Mountain College	Grand Valley High School	21
Colorado Mountain College	Lake County High School	9
Colorado Mountain College	Red Canyon High School	1
Colorado Mountain College	Rifle High School	66
Colorado Mountain College	Roaring Fork High School	17
Colorado Mountain College	Saint Charles East High School	1
Colorado Mountain College	Salida High School	16
Colorado Mountain College	Steamboat Springs High School	13
Colorado Mountain College	Summit High School	114
Colorado Mountain College	Woodstock Union High School	1
Colorado Mountain College	Yampah Mountain School	3

<b>Colorado Northwestern Community College</b>		<b>502</b>
Colorado Northwestern Community College	No Data*	42
Colorado Northwestern Community College	Branson Undivided High School	2
Colorado Northwestern Community College	Hayden High School	22
Colorado Northwestern Community College	Hotchkiss High School	46
Colorado Northwestern Community College	Meeker High School	97
Colorado Northwestern Community College	Moffat County High School	179
Colorado Northwestern Community College	Moffat Senior High School	30
Colorado Northwestern Community College	Online High School	1
Colorado Northwestern Community College	Rangely High School	16
Colorado Northwestern Community College	Ridgway High School	13
Colorado Northwestern Community College	Rocky Mountain Digital Academy	6
Colorado Northwestern Community College	Soroco High School	34
Colorado Northwestern Community College	West Grand High School	16
<b>Colorado State University</b>		<b>12</b>
Colorado State University	No Data*	12
<b>Colorado State University - Pueblo</b>		<b>512</b>
Colorado State University - Pueblo	No Data*	23
Colorado State University - Pueblo	Castle View High School	1
Colorado State University - Pueblo	Centennial High School	11
Colorado State University - Pueblo	Central High School	2
Colorado State University - Pueblo	Colorado Springs Early Colleges	3
Colorado State University - Pueblo	Dolores Huerta Preparatory High School	14
Colorado State University - Pueblo	Douglas County High School	5
Colorado State University - Pueblo	Eaglecrest High School	1
Colorado State University - Pueblo	East High School	17
Colorado State University - Pueblo	Goal Academy	4
Colorado State University - Pueblo	Pueblo County High School	105
Colorado State University - Pueblo	Pueblo West High School	180
Colorado State University - Pueblo	Rye High School	25
Colorado State University - Pueblo	Sheridan High School	1
Colorado State University - Pueblo	South High School	2
Colorado State University - Pueblo	Southern Colorado Early College	10
Colorado State University - Pueblo	Stem Middle & High School	108
<b>Community College of Aurora</b>		<b>3,231</b>
Community College of Aurora	No Data*	208
Community College of Aurora	Abraham Lincoln High School	1
Community College of Aurora	APS Online School	5
Community College of Aurora	Aurora Central High School	108
Community College of Aurora	Bear Creek High School	1
Community College of Aurora	Branson Undivided High School	1

Community College of Aurora	Chatfield High School	2
Community College of Aurora	Cherokee Trail High School	425
Community College of Aurora	Cherry Creek High School	1
Community College of Aurora	Collegiate Preparatory Academy	14
Community College of Aurora	Columbine High School	2
Community College of Aurora	Compass Secondary Montessori Charter	1
Community College of Aurora	Dakota Ridge High School	1
Community College of Aurora	DCIS Montbello High School	31
Community College of Aurora	Deer Trail Junior-Senior High School	1
Community College of Aurora	Denver Academy	1
Community College of Aurora	Denver School of the Arts	3
Community College of Aurora	Eaglecrest High School	95
Community College of Aurora	East High School	2
Community College of Aurora	Far North School	1
Community College of Aurora	Fred N Thomas Career Education Center	3
Community College of Aurora	Gateway High School	49
Community College of Aurora	Gateway School	4
Community College of Aurora	George Washington High School	2
Community College of Aurora	Grandview High School	599
Community College of Aurora	High Tech Early College	28
Community College of Aurora	Hinkley High School	316
Community College of Aurora	Jefferson High School	1
Community College of Aurora	Lakewood High School	1
Community College of Aurora	Martin Luther King Middle College	136
Community College of Aurora	Montbello High School	12
Community College of Aurora	New America School	1
Community College of Aurora	Noel Community Arts School	7
Community College of Aurora	Online High School	5
Community College of Aurora	Options School	23
Community College of Aurora	Overland High School	415
Community College of Aurora	Platte Canyon High School	1
Community College of Aurora	Pomona High School	1
Community College of Aurora	Rangeview High School	266
Community College of Aurora	Rock Canyon High School	150
Community College of Aurora	Rock Solid High School	1
Community College of Aurora	Smoky Hill High School	83
Community College of Aurora	Standley Lake High School	1
Community College of Aurora	The New America School	1
Community College of Aurora	Thomas Jefferson High School	2
Community College of Aurora	Two Roads Charter School	9
Community College of Aurora	Vista Academy	13



Community College of Aurora	Vista Peak 9-12 Preparatory	63
Community College of Aurora	Warren Occupation Technical Center	4
Community College of Aurora	West Middle School	97
Community College of Aurora	Wheat Ridge High School	1
Community College of Aurora	William Smith High School	46
Community College of Aurora	Aurora West College Prep Academy	122
<b>Community College of Denver</b>		<b>2,502</b>
Community College of Denver	No Data*	151
Community College of Denver	[Prep] Prep Assessment Center	12
Community College of Denver	Abraham Lincoln High School	230
Community College of Denver	Academy Of Urban Learning	1
Community College of Denver	Branson Undivided High School	1
Community College of Denver	Bruce Randolph School	268
Community College of Denver	Colorado High School Charter	10
Community College of Denver	Colorado's Finest Alternative High School	1
Community College of Denver	Compassion Road Academy	1
Community College of Denver	Contemporary Learning Academy High School	19
Community College of Denver	DCIS Montbello High School	56
Community College of Denver	Denver Center For International Studies	34
Community College of Denver	Denver Ctr 21st Century Learn	2
Community College of Denver	Denver School Of The Arts	39
Community College of Denver	East High School	129
Community College of Denver	Emily Griffith Opportunity School	23
Community College of Denver	Escuela Tlatelolco Charter School	19
Community College of Denver	Excel Academy	3
Community College of Denver	Falcon Virtual Academy	1
Community College of Denver	Florence Crittenton High School	11
Community College of Denver	Fred N Thomas Career Education Center	305
Community College of Denver	George Washington High School	42
Community College of Denver	Goal Academy	1
Community College of Denver	Guided Online Acad Lrng Acad	1
Community College of Denver	High Tech Early College	12
Community College of Denver	John F Kennedy High School	199
Community College of Denver	Kunsmiller Creative Arts Academy	64
Community College of Denver	La Academia at DICP	1
Community College of Denver	Lester R Arnold High School	5
Community College of Denver	Manual High School	41
Community College of Denver	Martin Luther King Middle College	3
Community College of Denver	Montbello High School	12
Community College of Denver	Monte Vista On-Line Academy	1
Community College of Denver	Noel Community Arts School	11

Community College of Denver	North High School	178
Community College of Denver	Online High School	23
Community College of Denver	Prairie View	1
Community College of Denver	South High School	259
Community College of Denver	Southwest Early College Charter School	232
Community College of Denver	Summit Academy	3
Community College of Denver	Thomas Jefferson High School	4
Community College of Denver	Two Roads Charter School	3
Community College of Denver	West Career Academy	1
Community College of Denver	West High School	104
Community College of Denver	West Leadership Academy	3
<b>Fort Lewis College</b>		<b>42</b>
Fort Lewis College	No Data*	4
Fort Lewis College	Animas High School	7
Fort Lewis College	Bayfield High School	2
Fort Lewis College	Durango Big Picture High School	1
Fort Lewis College	Durango High School	18
Fort Lewis College	Ignacio High School	1
Fort Lewis College	Mancos High School	9
<b>Front Range Community College</b>		<b>3,015</b>
Front Range Community College	No Data*	320
Front Range Community College	Academy of Charter Schools	47
Front Range Community College	Adams City High School	79
Front Range Community College	Arapahoe Ridge High School	11
Front Range Community College	Arvada High School	1
Front Range Community College	Bellevue Elementary School	1
Front Range Community College	Berthoud High School	82
Front Range Community College	Boulder High School	27
Front Range Community College	Boulder Universal	2
Front Range Community College	Branson School Online	1
Front Range Community College	Branson Undivided High School	3
Front Range Community College	Brighton Heritage Academy	1
Front Range Community College	Brighton High School	56
Front Range Community College	Broomfield High School	7
Front Range Community College	Centaurus High School	4
Front Range Community College	Centennial High School	28
Front Range Community College	Colorado Early College Fort Collins	340
Front Range Community College	Colorado Heritage Edu Sch Sys	1
Front Range Community College	Eagle Ridge Academy	149
Front Range Community College	Early College High School at Arvada	1
Front Range Community College	Erie High School	56

Front Range Community College	Fairview High School	9
Front Range Community College	Florence Crittenton High School	1
Front Range Community College	Fort Collins High School	81
Front Range Community College	Fossil Ridge High School	108
Front Range Community College	Frederick Senior High School	58
Front Range Community College	George Washington High School	1
Front Range Community College	Global Leadership Academy	24
Front Range Community College	Goal Academy	7
Front Range Community College	Greeley West High School	1
Front Range Community College	Guided Online Acad Lrng Acad	6
Front Range Community College	Harold Ferguson High School	1
Front Range Community College	Hidden Lake High School	5
Front Range Community College	Highland High School	1
Front Range Community College	Hinkley High School	1
Front Range Community College	Hope Online Learning Academy Co-Op	3
Front Range Community College	Horizon High School	39
Front Range Community College	Insight School of Colorado	2
Front Range Community College	Jefferson Charter Academy Senior High School	145
Front Range Community College	Legacy High School	66
Front Range Community College	Liberty Common Charter School	1
Front Range Community College	Longmont High School	3
Front Range Community College	Loveland High School	104
Front Range Community College	Lyons Middle/Senior High School	5
Front Range Community College	Mapleton Expeditionary School Of The Arts	16
Front Range Community College	Mapleton Preparatory High School	27
Front Range Community College	Mead High School	36
Front Range Community College	Monarch High School	179
Front Range Community College	Mountain Range High School	93
Front Range Community College	Mountain View High School	89
Front Range Community College	New Vista High School	7
Front Range Community College	Niwot High School	11
Front Range Community College	Northglenn High School	26
Front Range Community College	Northridge High School	1
Front Range Community College	Olde Columbine High School	4
Front Range Community College	Online High School	3
Front Range Community College	Options School	10
Front Range Community College	Pawnee Junior-Senior High School	4
Front Range Community College	Pinnacle Charter High School	39
Front Range Community College	Polaris Expeditionary Learning School	29
Front Range Community College	Poudre High School	65
Front Range Community College	Poudre Transition Center	10

Front Range Community College	Prairie View	72
Front Range Community College	PSD Online Academy	6
Front Range Community College	Ridgeview Classical Charter Schools	1
Front Range Community College	Rocky Mountain Digital Academy	8
Front Range Community College	Rocky Mountain High School	63
Front Range Community College	Silver Creek School	6
Front Range Community College	Skyline High School	58
Front Range Community College	SkyView Academy High School	33
Front Range Community College	SkyView High School	5
Front Range Community College	St. Vrain Global Online Academy	1
Front Range Community College	Standley Lake High School	44
Front Range Community College	Summit Academy	47
Front Range Community College	Thompson Valley High School	113
Front Range Community College	Thornton High School	12
Front Range Community College	Twin Peaks Charter Academy	4
Front Range Community College	Two Roads Charter School	8
Front Range Community College	University Schools	1
Front Range Community College	Valley High School	2
Front Range Community College	Westgate Community School	43
Front Range Community College	Westminster High School	31
Front Range Community College	Windsor High School	1
Front Range Community College	York International	46
<b>Lamar Community College</b>		<b>368</b>
Lamar Community College	No Data*	2
Lamar Community College	Campo Undivided High School	5
Lamar Community College	Canon City High School	1
Lamar Community College	Cheyenne Wells High School	13
Lamar Community College	Dolores Huerta Preparatory High School	1
Lamar Community College	Eads High School	15
Lamar Community College	Granada Undivided High School	29
Lamar Community College	Holly Junior-Senior High School	30
Lamar Community College	Kit Carson Junior-Senior High School	9
Lamar Community College	Lamar High School	145
Lamar Community College	McClave Undivided High School	35
Lamar Community College	Plainview Junior-Senior High School	5
Lamar Community College	Pritchett High School	4
Lamar Community College	Springfield High School	40
Lamar Community College	Vilas Undivided High School	1
Lamar Community College	Walsh High School	17
Lamar Community College	Wiley Junior-Senior High School	18

<b>Metropolitan State University of Denver</b>		<b>99</b>
Metropolitan State University of Denver	Abraham Lincoln High School	8
Metropolitan State University of Denver	APS Online School	1
Metropolitan State University of Denver	Arapahoe High School	1
Metropolitan State University of Denver	Castle View High School	1
Metropolitan State University of Denver	Chaparral High School	1
Metropolitan State University of Denver	Cherry Creek High School	1
Metropolitan State University of Denver	Colorado High School Charter	1
Metropolitan State University of Denver	Colorado Springs Early Colleges	5
Metropolitan State University of Denver	Columbine High School	1
Metropolitan State University of Denver	Coronado High School	5
Metropolitan State University of Denver	Eaglecrest High School	3
Metropolitan State University of Denver	East High School	1
Metropolitan State University of Denver	Englewood High School	7
Metropolitan State University of Denver	Escuela Tlatelolco Charter School	1
Metropolitan State University of Denver	Grandview High School	12
Metropolitan State University of Denver	Greeley West High School	2
Metropolitan State University of Denver	Highlands Ranch High School	2
Metropolitan State University of Denver	Hinkley High School	2
Metropolitan State University of Denver	Jefferson County Open High School	1
Metropolitan State University of Denver	Mc Lain Community High School	1
Metropolitan State University of Denver	Mountain Vista High School	2
Metropolitan State University of Denver	Nikola Tesla Education Opportunity Center	2
Metropolitan State University of Denver	Northridge High School	6
Metropolitan State University of Denver	Options School	1
Metropolitan State University of Denver	Overland High School	2
Metropolitan State University of Denver	Rangeview High School	6
Metropolitan State University of Denver	Smoky Hill High School	1
Metropolitan State University of Denver	Standley Lake High School	8
Metropolitan State University of Denver	Thomas Jefferson High School	4
Metropolitan State University of Denver	Thunderridge High School	5
Metropolitan State University of Denver	Wasson High School	1
Metropolitan State University of Denver	West Middle School	4
<b>Morgan Community College</b>		<b>807</b>
Morgan Community College	No Data*	1
Morgan Community College	Arickaree Undivided High School	11
Morgan Community College	Bennett High School	86
Morgan Community College	Bethune Junior-Senior High School	12
Morgan Community College	Branson Undivided High School	1
Morgan Community College	Briggsdale Undivided High School	8
Morgan Community College	Brush High School	79

Morgan Community College	Burlington High School	38
Morgan Community College	Byers Junior-Senior High School	47
Morgan Community College	Cheyenne Wells High School	11
Morgan Community College	Deer Trail Junior-Senior High School	10
Morgan Community College	Flagler Senior High School	10
Morgan Community College	Fort Morgan High School	118
Morgan Community College	Genoa-Hugo Senior High School	14
Morgan Community College	Hi Plains Undivided High School	4
Morgan Community College	Idalia Junior-Senior High School	2
Morgan Community College	Karval Junior-Senior High School	9
Morgan Community College	Kiowa High School	5
Morgan Community College	Liberty Junior-Senior High School	11
Morgan Community College	Limon Junior-Senior High School	55
Morgan Community College	Miami/Yoder Junior-Senior High School	2
Morgan Community College	Online High School	1
Morgan Community College	Options School	1
Morgan Community College	Otis Junior-Senior High School	19
Morgan Community College	Prairie Junior-Senior High School	11
Morgan Community College	Revere Junior-Senior High School	1
Morgan Community College	Strasburg High School	99
Morgan Community College	Stratton Senior High School	8
Morgan Community College	Weld Central Senior High School	51
Morgan Community College	Weldon Valley High School	19
Morgan Community College	Wiggins Junior-Senior High School	22
Morgan Community College	Woodlin Undivided High School	4
Morgan Community College	Wray High School	37
<b>Northeastern Junior College</b>		<b>405</b>
Northeastern Junior College	No Data*	8
Northeastern Junior College	Akron High School	16
Northeastern Junior College	Arickaree Undivided High School	1
Northeastern Junior College	Caliche Junior-Senior High School	27
Northeastern Junior College	Canon City High School	1
Northeastern Junior College	Colorado Connections Academy	1
Northeastern Junior College	Fleming High School	32
Northeastern Junior College	Haxtun High School	37
Northeastern Junior College	Holyoke Junior-Senior High School	39
Northeastern Junior College	Idalia Junior-Senior High School	2
Northeastern Junior College	Julesburg High School	23
Northeastern Junior College	Lone Star Undivided High School	4
Northeastern Junior College	Merino Junior Senior High School	33
Northeastern Junior College	Peetz Junior-Senior High School	21

Northeastern Junior College	Plateau Valley High School	4
Northeastern Junior College	Revere Junior-Senior High School	8
Northeastern Junior College	Simla High School	1
Northeastern Junior College	Sterling High School	101
Northeastern Junior College	Two Roads Charter School	1
Northeastern Junior College	Yuma High School	47
<b>Otero Junior College</b>		<b>567</b>
Otero Junior College	No Data*	17
Otero Junior College	Cheraw High School	33
Otero Junior College	Crowley County High School	131
Otero Junior College	Fowler High School	71
Otero Junior College	La Junta Jr/Sr High School	132
Otero Junior College	La Veta Junior-Senior High School	28
Otero Junior College	Las Animas High School	21
Otero Junior College	Manzanola Junior-Senior High School	16
Otero Junior College	Rocky Ford High School	49
Otero Junior College	Swink Junior-Senior High School	69
<b>Pikes Peak Community College</b>		<b>1,896</b>
Pikes Peak Community College	No Data*	514
Pikes Peak Community College	21st Century Charter School	13
Pikes Peak Community College	Academy Online High School	1
Pikes Peak Community College	Achieve K12	1
Pikes Peak Community College	Air Academy High School	37
Pikes Peak Community College	Aspen Valley High School	16
Pikes Peak Community College	Bijou School	10
Pikes Peak Community College	Branson School Online GED Prep	1
Pikes Peak Community College	Branson Undivided High School	6
Pikes Peak Community College	Calhan High School	14
Pikes Peak Community College	Cherokee Trail High School	1
Pikes Peak Community College	Cheyenne Mountain High School	11
Pikes Peak Community College	CIVA Charter School	2
Pikes Peak Community College	Colorado Early College Douglas County	4
Pikes Peak Community College	Colorado Prep Academy	1
Pikes Peak Community College	Colorado Provost Academy	3
Pikes Peak Community College	Colorado School Deaf And Blind	3
Pikes Peak Community College	Colorado Virtual Academy (COVA)	1
Pikes Peak Community College	Community Prep Charter School	12
Pikes Peak Community College	Coronado High School	14
Pikes Peak Community College	Cripple Creek - Victor Junior-Senior High School	9
Pikes Peak Community College	Discovery Canyon Campus School	30
Pikes Peak Community College	Discovery High School	9



Pikes Peak Community College	Doherty High School	18
Pikes Peak Community College	Early Colleges High School	74
Pikes Peak Community College	Edison Junior-Senior High School	86
Pikes Peak Community College	Elizabeth High School	2
Pikes Peak Community College	Ellicott Senior High School	23
Pikes Peak Community College	Falcon High School	84
Pikes Peak Community College	Falcon Virtual Academy	34
Pikes Peak Community College	Fountain-Fort Carson High School	23
Pikes Peak Community College	Guided Online Acad Lrng Acad	44
Pikes Peak Community College	Hanover Junior-Senior High School	4
Pikes Peak Community College	Harrison High School	72
Pikes Peak Community College	Kiowa High School	2
Pikes Peak Community College	Lewis-Palmer High School	27
Pikes Peak Community College	Liberty High School	29
Pikes Peak Community College	Lorraine Alternative High School	5
Pikes Peak Community College	Manitou Springs High School	27
Pikes Peak Community College	Merrillville High School	1
Pikes Peak Community College	Mesa Ridge High School	8
Pikes Peak Community College	Miami/Yoder Junior-Senior High School	2
Pikes Peak Community College	Mitchell High School	33
Pikes Peak Community College	Mountain Vista High School	1
Pikes Peak Community College	Nikola Tesla Education Opportunity Center	4
Pikes Peak Community College	Online High School	2
Pikes Peak Community College	Palmer High School	27
Pikes Peak Community College	Palmer Ridge High School	31
Pikes Peak Community College	Patriot Learning Center	2
Pikes Peak Community College	Peyton High School	37
Pikes Peak Community College	Pine Creek High School	31
Pikes Peak Community College	Rampart High School	45
Pikes Peak Community College	Rocky Mountain Digital Academy	29
Pikes Peak Community College	Rye High School	1
Pikes Peak Community College	Sand Creek High School	20
Pikes Peak Community College	Sierra High School	51
Pikes Peak Community College	Simla High School	1
Pikes Peak Community College	TCA College Pathways	206
Pikes Peak Community College	The Classical Academy High School	4
Pikes Peak Community College	The Colorado Springs School	1
Pikes Peak Community College	Vista Ridge High School	19
Pikes Peak Community College	Wasson High School	14
Pikes Peak Community College	Widefield High School	38
Pikes Peak Community College	Woodland High School	1
Pikes Peak Community College	Woodland Park High School	63



<b>Pueblo Community College</b>		<b>1,233</b>
Pueblo Community College	No Data*	96
Pueblo Community College	Branson Undivided High School	3
Pueblo Community College	Canon City High School	197
Pueblo Community College	Centennial High School	62
Pueblo Community College	Central High School	43
Pueblo Community College	Cotopaxi Junior-Senior High School	2
Pueblo Community College	Dolores County High School	6
Pueblo Community College	Dolores High School	28
Pueblo Community College	Dolores Huerta Preparatory High School	68
Pueblo Community College	Durango High School	70
Pueblo Community College	East High School	18
Pueblo Community College	Florence High School	10
Pueblo Community College	Goal Academy	64
Pueblo Community College	Guided Online Acad Lrng Acad	71
Pueblo Community College	John Mall High School	2
Pueblo Community College	Mancos High School	18
Pueblo Community College	Monte Vista On-Line Academy	2
Pueblo Community College	Montezuma-Cortez High School	75
Pueblo Community College	Pagosa Springs High School	9
Pueblo Community College	Pueblo County High School	95
Pueblo Community College	Pueblo Technical Academy	1
Pueblo Community College	Pueblo West High School	135
Pueblo Community College	Rocky Mountain Digital Academy	50
Pueblo Community College	Rye High School	20
Pueblo Community College	South High School	71
Pueblo Community College	Southern Colorado Early College	49
Pueblo Community College	Southwest Open Charter School	3
Pueblo Community College	Youth & Family Academy Charter	9
<b>Red Rocks Community College</b>		<b>1,482</b>
Red Rocks Community College	No Data*	95
Red Rocks Community College	A Beka Acad Video Homeschooler	1
Red Rocks Community College	Academy of Charter Schools	2
Red Rocks Community College	Alameda High School	37
Red Rocks Community College	Arvada High School	72
Red Rocks Community College	Arvada West High School	77
Red Rocks Community College	Bear Creek High School	101
Red Rocks Community College	Brady Exploration School	12
Red Rocks Community College	Branson Undivided High School	2
Red Rocks Community College	Camden Military Academy	1
Red Rocks Community College	Center for Discovery Learning Charter School	2

Red Rocks Community College	Chatfield High School	45
Red Rocks Community College	Clear Creek High School	12
Red Rocks Community College	Colorado Early Colleges Douglas County	1
Red Rocks Community College	Colorado State High School	1
Red Rocks Community College	Colorado Virtual Academy (COVA)	2
Red Rocks Community College	Columbine High School	56
Red Rocks Community College	Compass Secondary Montessori Charter School	6
Red Rocks Community College	Conifer Senior High School	80
Red Rocks Community College	Dakota Ridge Senior High School	45
Red Rocks Community College	Denver Center For International Studies	2
Red Rocks Community College	D'Evelyn Senior High School	4
Red Rocks Community College	Evergreen High School	125
Red Rocks Community College	Expeditionary Learning School	1
Red Rocks Community College	Fred N Thomas Career Education Center	3
Red Rocks Community College	Gilpin County Undivided High School	8
Red Rocks Community College	Golden High School	95
Red Rocks Community College	Green Mountain High School	74
Red Rocks Community College	Guided Online Acad Lrng Acad	3
Red Rocks Community College	Highlands Ranch High School	1
Red Rocks Community College	Insight School Of Colorado	1
Red Rocks Community College	Jefferson Charter Academy Senior High School	5
Red Rocks Community College	Jefferson County Open High School	25
Red Rocks Community College	Jefferson High School	72
Red Rocks Community College	John F Kennedy High School	2
Red Rocks Community College	Lakewood High School	112
Red Rocks Community College	Longview High School	3
Red Rocks Community College	McLain Community High School	17
Red Rocks Community College	Mountain Vista High School	1
Red Rocks Community College	New America School	1
Red Rocks Community College	Online High School	3
Red Rocks Community College	Platte Canyon High School	28
Red Rocks Community College	Pomona High School	60
Red Rocks Community College	Ralston Valley Senior High School	55
Red Rocks Community College	Rock Canyon High School	6
Red Rocks Community College	Rocky Mountain Digital Academy	1
Red Rocks Community College	SkyView High School	1
Red Rocks Community College	Smoky Hill High School	1
Red Rocks Community College	South High School	1
Red Rocks Community College	Southwest Early College Charter School	1
Red Rocks Community College	Standley Lake High School	12
Red Rocks Community College	Thunderridge High School	6

Red Rocks Community College	Two Roads Charter School	19
Red Rocks Community College	Warren Occupation Technical Center	41
Red Rocks Community College	West High School	1
Red Rocks Community College	Wheat Ridge High School	44
<b>Trinidad State Junior College</b>		<b>683</b>
Trinidad State Junior College	No Data*	293
Trinidad State Junior College	Aguilar Junior-Senior High School	2
Trinidad State Junior College	Alamosa High School	125
Trinidad State Junior College	Antonito High School	16
Trinidad State Junior College	Branson Undivided High School	3
Trinidad State Junior College	Centauri High School	71
Trinidad State Junior College	Center High School	39
Trinidad State Junior College	Creede Junior-Senior High School	2
Trinidad State Junior College	Del Norte High School	22
Trinidad State Junior College	Goal Academy	3
Trinidad State Junior College	Guided Online Acad Lrng Acad	4
Trinidad State Junior College	Hoehne High School	10
Trinidad State Junior College	John Mall High School	11
Trinidad State Junior College	La Veta Junior-Senior High School	1
Trinidad State Junior College	Monte Vista Senior High School	19
Trinidad State Junior College	Mountain Valley Senior High School	2
Trinidad State Junior College	Noel Community Arts School	1
Trinidad State Junior College	Primero Junior-Senior High School	3
Trinidad State Junior College	Rocky Mountain Digital Academy	2
Trinidad State Junior College	Sanford Junior/Senior High School	17
Trinidad State Junior College	Sangre de Cristo Undivided High School	19
Trinidad State Junior College	Sargent Junior-Senior High School	23
Trinidad State Junior College	The Academic Recovery Center of San Luis Valley	1
Trinidad State Junior College	Trinidad High School	10
<b>University of Colorado Boulder</b>		<b>26</b>
University of Colorado Boulder	No Data*	11
University of Colorado Boulder	Boulder High School	3
University of Colorado Boulder	Boulder Universal	1
University of Colorado Boulder	Centaurus High School	2
University of Colorado Boulder	Fairview High School	3
University of Colorado Boulder	Jefferson Charter Academy Senior High School	2
University of Colorado Boulder	Lyons High School	1
University of Colorado Boulder	Monarch High School	1
University of Colorado Boulder	New Vista High School	3

University of Colorado Colorado Springs		52
University of Colorado Colorado Springs	No Data*	7
University of Colorado Colorado Springs	Air Academy High School	1
University of Colorado Colorado Springs	Colorado Springs Early Colleges	18
University of Colorado Colorado Springs	Coronado High School	1
University of Colorado Colorado Springs	Discovery Canyon Campus School	3
University of Colorado Colorado Springs	Edison Junior-Senior High School	3
University of Colorado Colorado Springs	Falcon Virtual Academy	1
University of Colorado Colorado Springs	Fountain-Fort Carson High School	3
University of Colorado Colorado Springs	Louisiana Sch Math Sci Arts	1
University of Colorado Colorado Springs	Manitou Springs High School	2
University of Colorado Colorado Springs	Miami/Yoder Junior-Senior High School	1
University of Colorado Colorado Springs	Palmer High School	3
University of Colorado Colorado Springs	Palmer Ridge High School	2
University of Colorado Colorado Springs	Peyton High School	1
University of Colorado Colorado Springs	Pine Creek High School	1
University of Colorado Colorado Springs	Rampart High School	1
University of Colorado Colorado Springs	TCA College Pathways	1
University of Colorado Colorado Springs	The Colorado Springs School	1
University of Colorado Colorado Springs	Univ School of Colorado Springs	1
University of Colorado Colorado Springs	Widefield High School	1

<b>University of Colorado Denver</b>		<b>4</b>
University of Colorado Denver	No Data*	2
University of Colorado Denver	Colorado Springs Early Colleges	1
University of Colorado Denver	Overland High School	1
<b>University of Northern Colorado</b>		<b>26</b>
University of Northern Colorado	Eaton High School	1
University of Northern Colorado	Frontier Charter Academy	1
University of Northern Colorado	Greeley Central High School	1
University of Northern Colorado	Platte Valley High School	21
University of Northern Colorado	University Schools	2
<b>Western State Colorado University</b>		<b>349</b>
Western State Colorado University	No Data*	6
Western State Colorado University	Calhan High School	5
Western State Colorado University	Cedaredge High School	28
Western State Colorado University	Delta High School	42
Western State Colorado University	Goal Academy	1
Western State Colorado University	Golden High School	39
Western State Colorado University	Gunnison High School	9
Western State Colorado University	High Tech Early College	5
Western State Colorado University	Hotchkiss High School	62
Western State Colorado University	Martin Luther King Middle College	61
Western State Colorado University	Montrose High School	43
Western State Colorado University	Olathe High School	39
Western State Colorado University	Paonia High School	9
<b>Grand Total</b>		<b>23,127</b>

## Appendix B: 2014-2015 Concurrent Enrollment Headcount, By School District

Note: A breakdown for students attending Area Technical Colleges (ATCs) is not available due to data limitations.

School District	Number of Students in Concurrent Enrollment	Percent of 9th - 12th Graders in Concurrent Enrollment
Academy 20	404	5%
Adams 12 Five Star Schools	327	3%
Adams County 14	85	4%
Adams-Arapahoe 28J	1004	9%
Aguilar Reorganized 6	2	7%
Akron R-1	16	15%
Alamosa RE-11J	144	26%
Archuleta County 50 JT	9	2%
Arickaree R-2	11	38%
Arriba-Flagler C-20	10	20%
Aspen 1	1	0%
Ault-Highland RE-9	4	2%
Bennett 29J	86	27%
Bethune R-5	12	32%
Big Sandy 100J	2	2%
Boulder Valley RE 2	259	3%
Branson Reorganized 82	28	17%
Briggsdale RE-10	15	25%
Brush RE-2(J)	79	16%
Buena Vista R-31	66	21%
Buffalo RE-4	33	33%
Burlington RE-6J	38	17%
Byers 32J	47	7%
Calhan RJ-1	19	12%
Campo RE-6	5	33%
Canon City RE-1	198	19%
Centennial R-1	4	8%
Center 26 JT	41	20%
Charter School Institute	635	14%
Cheraw 31	32	46%
Cherry Creek 5	1905	12%
Cheyenne County RE-5	15	27%
Cheyenne Mountain 12	13	1%
Clear Creek RE-1	12	5%
Colorado School for the Deaf and Blind	3	3%
Colorado Springs 11	216	3%

School District	Number of Students in Concurrent Enrollment	Percent of 9th - 12th Graders in Concurrent Enrollment
Cotopaxi RE-3	3	5%
Creede School District	2	12%
Cripple Creek-Victor RE-1	9	8%
Crowley County RE-1-J	114	75%
De Beque 49JT	1	3%
Deer Trail 26J	11	22%
Del Norte C-7	27	21%
Delta County 50(J)	190	13%
Denver County 1	2848	13%
Dolores County RE No.2	6	11%
Dolores RE-4A	28	13%
Douglas County RE 1	1966	11%
Durango 9-R	70	6%
Eads RE-1	15	31%
Eagle County RE 50	333	18%
East Otero R-1	129	35%
Eaton RE-2	59	11%
Edison 54 JT	88	72%
Elizabeth C-1	2	0%
Ellicott 22	23	9%
Englewood 1	136	15%
Estes Park R-3	11	3%
Expeditionary BOCES	5	6%
Falcon 49	160	2%
Fort Morgan RE-3	118	12%
Fountain 8	31	2%
Fowler R-4J	67	59%
Fremont RE-2	10	2%
Frenchman RE-3	32	46%
Garfield 16	21	8%
Garfield RE-2	186	14%
Genoa-Hugo C113	14	36%
Gilpin County RE-1	8	8%
Granada RE-1	29	43%
Greeley 6	344	6%
Gunnison Watershed RE1J	9	2%
Hanover 28	4	6%
Harrison 2	123	5%
Haxtun RE-2J	37	37%

School District	Number of Students in Concurrent Enrollment	Percent of 9th - 12th Graders in Concurrent Enrollment
Hayden RE-1	22	19%
Hi-Plains R-23	4	11%
Hoehne Reorganized 3	10	9%
Holly RE-3	30	37%
Holyoke RE-1J	39	21%
Huerfano RE-1	13	10%
Idalia RJ-3	4	12%
Jefferson County R-1	1960	7%
Johnstown-Milliken RE-5J	26	3%
Julesburg RE-1	23	5%
Karval RE-23	9	100%
Kiowa C-2	7	8%
Kit Carson R-1	9	26%
La Veta RE-2	28	47%
Lake County R-1	9	3%
Lamar RE-2	145	35%
Las Animas RE-1	25	22%
Lewis-Palmer 38	58	3%
Liberty J-4	11	61%
Limon RE-4J	55	39%
Littleton 6	289	6%
Lone Star 101	4	20%
Mancos RE-6	18	16%
Manitou Springs 14	29	6%
Manzanola 3J	11	22%
Mapleton 1	156	6%
Mc Clave RE-2	35	38%
Meeker RE1	97	54%
Mesa County Valley 51	447	7%
Miami/Yoder 60 JT	5	6%
Moffat 2	37	73%
Moffat County RE:No 1	179	34%
Monte Vista C-8	30	9%
Montezuma-Cortez RE-1	78	9%
Montrose County RE-1J	101	5%
Mountain BOCES	3	2%
Mountain Valley RE 1	2	5%
North Conejos RE-1J	73	23%
Norwood R-2J	6	7%



School District	Number of Students in Concurrent Enrollment	Percent of 9th - 12th Graders in Concurrent Enrollment
Otis R-3	19	37%
Ouray R-1	12	22%
Pawnee RE-12	4	16%
Peyton 23 JT	37	15%
Plainview RE-2	5	26%
Plateau RE-5	21	34%
Plateau Valley 50	6	3%
Platte Canyon 1	28	9%
Platte Valley RE-7	52	14%
Poudre R-1	497	6%
Prairie RE-11	15	26%
Primero Reorganized 2	3	5%
Pritchett RE-3	4	31%
Pueblo City 60	316	7%
Pueblo County 70	534	20%
Rangely RE-4	16	14%
Revere School District	9	26%
Ridgway R-2	48	46%
Roaring Fork RE-1	43	3%
Rocky Ford R-2	51	25%
Salida R-32	16	5%
Sanford 6J	18	16%
Sangre De Cristo RE-22J	19	21%
Sargent RE-33J	23	17%
School District 27J	279	6%
Sheridan 2	40	9%
Sierra Grande R-30	3	4%
South Conejos RE-10	16	23%
South Routt RE 3	34	30%
Springfield RE-4	40	43%
St Vrain Valley RE 1J	242	3%
Steamboat Springs RE-2	13	2%
Strasburg 31J	99	29%
Stratton R-4	8	22%
Summit RE-1	114	14%
Swink 33	65	65%
Thompson R2-J	455	9%
Trinidad 1	15	6%
Valley RE-1	128	20%

School District	Number of Students in Concurrent Enrollment	Percent of 9th - 12th Graders in Concurrent Enrollment
Vilas RE-5	4	40%
Walsh RE-1	17	37%
Weld County RE-1	35	6%
Weld County S/D RE-8	32	5%
Weld County School District RE-3J	92	14%
Weldon Valley RE-20(J)	19	28%
West Grand 1-JT	16	14%
Westminster 50	35	1%
Widefield 3	55	2%
Wiggins RE-50(J)	22	16%
Wiley RE-13 JT	18	23%
Windsor RE-4	13	1%
Woodland Park RE-2	63	7%
Woodlin R-104	4	13%
Wray RD-2	37	21%
Yuma 1	47	21%

## Appendix C: 2014-2015 Enrollment Headcount for the ASCENT Program, by District

Note: Data for Table 5 were obtained through CDE's October Count.

District	ASCENT Participants
Academy 20	18
Adams County 14	3
Adams-Arapahoe 28J	137
Boulder Valley Re 2	6
Branson Reorganized 82	1
Byers 32J	1
Center 26 Jt	1
Charter School Institute	2
Cherry Creek 5	11
Cheyenne County Re-5	1
Colorado Springs 11	18
Del Norte C-7	2
Delta County 50(J)	3
Denver County 1	95
Dolores County Re No.2	2
Eagle County Re 50	16
Edison 54 Jt	10
Elizabeth C-1	1
Ellicott 22	1
Englewood 1	2
Falcon 49	12
Granada Re-1	1
Greeley 6	2
Harrison 2	1
Jefferson County R-1	30
Kit Carson R-1	1
Lamar Re-2	6
Mapleton 1	3
Mesa County Valley 51	11
Montezuma-Cortez Re-1	2
Platte Canyon 1	1
Poudre R-1	23
Pueblo County 70	9
School District 27J	1
Sheridan 2	1
Thompson R2-J	14
Westminster 50	4
Widefield 3	4
Wiley Re-13 Jt	2
Woodland Park Re-2	3
<b>Total</b>	<b>462</b>

## Appendix D: 2014-2015 Concurrent Enrollment Headcount, by Race/Ethnicity

\*Counts of 10 or less are suppressed.

Institution of Higher Education	Asian	African American (non-Hispanic)	Hawaiian or Pacific Islander	Hispanic	Native American or Alaskan Native	Unknown Ethnicity	White (non-Hispanic)	More than one race/ethnicity (non-Hispanic)	Non-Resident Alien
<b>Two-Year Institutions</b>	<b>613</b>	<b>793</b>	<b>45</b>	<b>4329</b>	<b>161</b>	<b>1941</b>	<b>11868</b>	<b>781</b>	<b>439</b>
Aims Community College	18	11	1	299	11	56	784	19	
Arapahoe Community College	148	66	9	395	15	179	2520	123	27
Colorado Northwestern Community College	2	2	1	51	6	36	395	9	2
Community College of Aurora	204	371	16	857	10	177	1310	236	59
Community College of Denver	80	200	5	789	40	756	388	52	205
Front Range Community College	84	29	2	545	9	116	2061	104	67
Lamar Community College	1	2	1	87	3	19	240	5	14
Morgan Community College	3	4	2	120	1	76	581	9	11
Northeastern Junior College	1			42		33	322	7	1
Otero Junior College	5	5		169	4	18	348	16	2
Pikes Peak Community College	23	97	6	273	14	185	1187	104	15
Pueblo Community College	10	9	2	224	30	115	798	47	4
Red Rocks Community College	41	11		233	16	69	1025	58	29
Trinidad State Junior College	3		1	292	3	111	263	7	6
<b>Four-Year Institutions</b>	<b>37</b>	<b>23</b>	<b>8</b>	<b>516</b>	<b>7</b>	<b>524</b>	<b>1530</b>	<b>34</b>	<b>2</b>
Adams State University				30		19	10	1	
Colorado Mesa University	7	4		96	2	40	541	7	1
Colorado Mountain College	9		1	154	2	330	366	5	1
Colorado State University				3			8	1	
Colorado State University - Pueblo	10	4	2	121	1	55	308	11	
Fort Lewis College	1			6	1	2	32		
Metropolitan State University of Denver	4	3		26		21	43	2	
University of Colorado Boulder	2			1		1	16	6	
University of Colorado Colorado Springs	1	2		3		12	35		
University of Colorado Denver	1			1		1	1		
University of Northern Colorado				1		3	22		
Western State Colorado University	2	11	5	88	1	40	201	1	
<b>Grand Total</b>	<b>640</b>	<b>807</b>	<b>52</b>	<b>4791</b>	<b>167</b>	<b>2460</b>	<b>13190</b>	<b>810</b>	<b>441</b>

Notes: Includes Concurrent Enrollment and does not include ASCENT. Counts may differ based upon multiple enrollments and descriptive reporting. A nonresident alien is a person who is not a citizen or national of the United States and who is in this country on a visa or temporary basis and does not have the right to remain indefinitely.

## Appendix E. 2014-2015 Concurrent Enrollment Headcount, by Gender

Note: Includes Concurrent Enrollment and does not include ASCENT. Counts may differ based upon multiple enrollments and descriptive reporting

\*Counts of 10 or less are suppressed.

Institution of Higher Education	Female	Male	No Gender Data
<b>Two-Year Institutions</b>	<b>11,298</b>	<b>9,567</b>	<b>17</b>
Aims Community College	639	548	9
Arapahoe Community College	1,830	1,650	0
Colorado Northwestern Community College	285	216	1
Community College of Aurora	1,722	1,504	5
Community College of Denver	1,404	1,098	1
Front Range Community College	1,669	1,345	1
Lamar Community College	192	176	0
Morgan Community College	445	362	0
Northeastern Junior College	235	170	0
Otero Junior College	298	269	0
Pikes Peak Community College	1,027	870	0
Pueblo Community College	685	548	0
Red Rocks Community College	729	753	0
Trinidad State Junior College	415	268	0
<b>Four-Year Institutions</b>	<b>1,471</b>	<b>1,169</b>	<b>12</b>
Adams State University	38	21	0
Colorado Mesa University	376	317	6
Colorado Mountain College	481	370	0
Colorado State University	10	2	0
Colorado State University - Pueblo	294	218	0
Fort Lewis College	24	18	0
Metropolitan State University of Denver	50	49	0
University of Colorado Boulder	11	15	0
University of Colorado Colorado Springs	21	31	0
University of Colorado Denver	2	2	0
University of Northern Colorado	11	15	0
Western State Colorado University	191	152	6
<b>Grand Total</b>	<b>12,555</b>	<b>10,564</b>	<b>29</b>
.			

This page is left blank intentionally.